

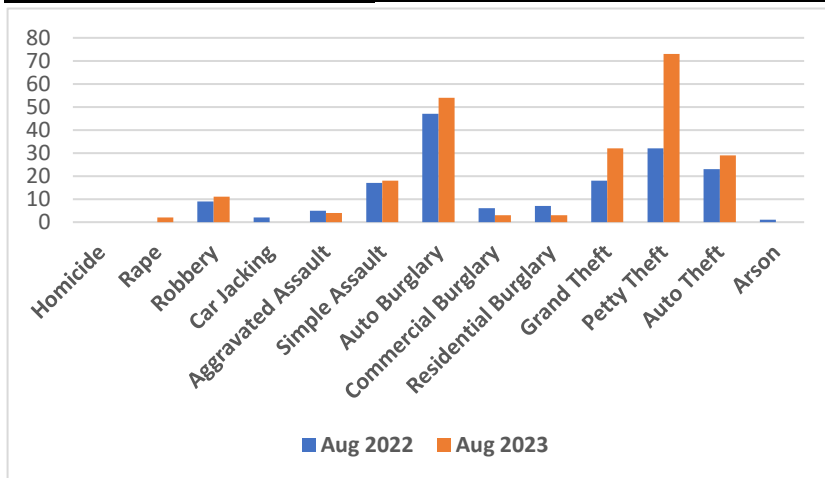


Emeryville Police Department

Part 1 Crimes

August 2023

	July 2023	Aug 2023	Above Below	% Chg	3 Year Avg Current Month	YTD 2022	YTD 2023	Above Below	% Chg
Violent Crimes:									
Homicide	0	0	0	N/C	0	0	1	1	N/C
Rape	0	2	2	N/C	0	2	3	1	50%
Robbery	11	11	0	0%	6	55	77	22	40%
Car Jacking	2	0	-2	-100%	1	6	6	0	0%
Aggravated Assault	5	4	-1	-20%	4	39	33	-6	-15%
Simple Assault	10	18	8	80%	12	117	117	0	0%
Total Violent Crimes	28	35	7	25%	23	219	237	18	8%
Property Crimes:									
						YTD 2022	YTD 2023		
Auto Burglary	64	54	-10	-16%	49	449	402	-47	-10%
Commercial Burglary	3	3	0	0%	7	45	42	-3	-7%
Residential Burglary	4	3	-1	-25%	7	52	36	-16	-31%
Grand Theft	32	32	0	0%	19	225	265	40	18%
Petty Theft	64	73	9	14%	33	380	470	90	24%
Auto Theft	40	29	-11	-28%	19	160	271	111	69%
Arson	0	0	0	N/C	0	3	3	0	0%
Total Property Crimes	207	194	-13	-6%	134	1314	1489	175	13%
Grand Total	235	229	-6	-3%	156	1533	1726	193	13%
Other:									
*Mental Illness Detention	15	12	-3	-20%	15	116	103	-13	-11%
*Recovered Vehicles	21	18	-3	-14%	12	89	154	65	73%
*Suspicious Incidents	33	37	4	12%	38	193	223	30	16%
Total Other	69	67	-2	-3%	65	398	480	82	21%



	Arrests	Cited	Booked
Adults	60	30	30
Juveniles	1	1	0

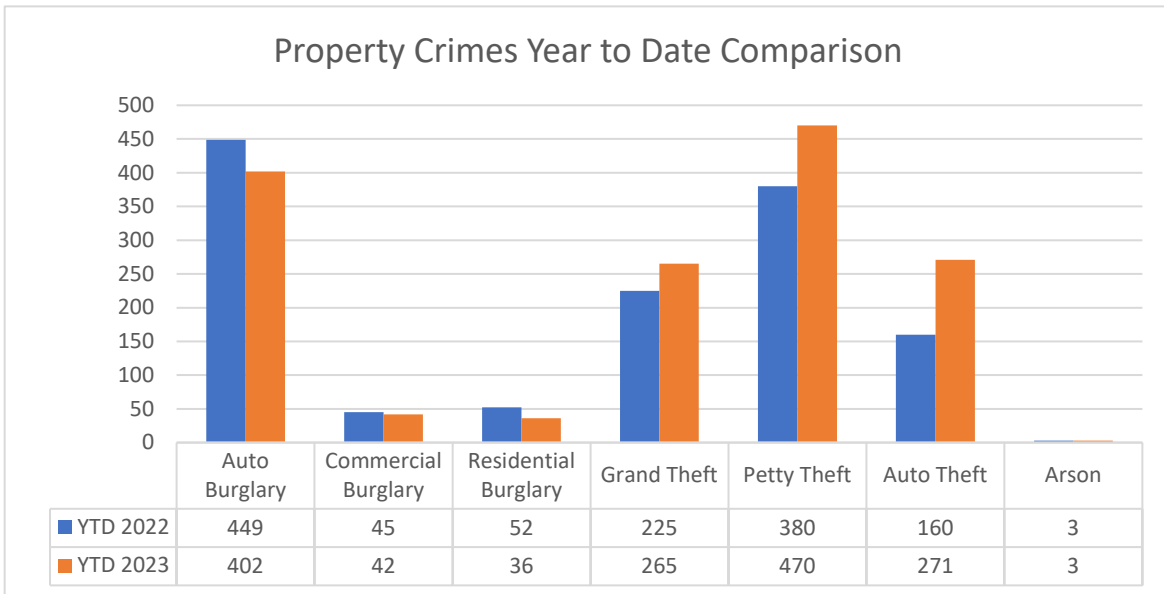
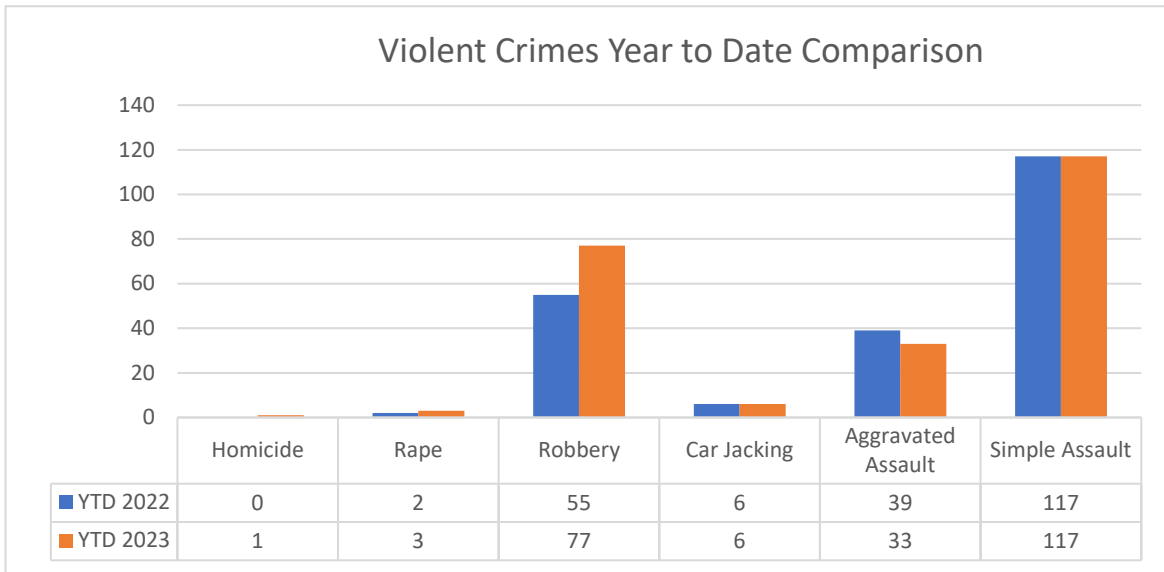
	Recidivism	Cites	Bookings
Adults	1	2	0
Juveniles	0	0	0

Total Repeat Offenders:

*Categories not included in Part 1 Crimes, NC= Not Calculable, Small numbers lead to large percentages, Suspicious Incidents include persons and vehicles. **The above crime statistics are not official.**



Emeryville Police Department Part 1 Crimes August 2023



Emeryville Police Department

Part 1 Crimes

Reporting District Matrix

August 2023

	District 1	District 2	District 3	District 4	District 5	District 6	District 7	District 8	District 9	District 10	District 11	Total
Homicide	0	0	0	0	0	0	0	0	0	0	0	0
Rape	1	0	0	0	0	0	0	0	0	1	0	2
Robbery	0	0	0	1	5	0	0	2	3	0	0	11
Carjacking	0	0	0	0	0	0	0	0	0	0	0	0
Agg Assault	0	0	0	0	2	1	0	1	0	0	0	4
Simple Assault	0	2	3	0	6	0	1	3	3	0	0	18
Auto Burglary	0	7	20	3	5	3	2	1	7	6	0	54
Commercial Burg	1	1	0	0	0	0	0	1	0	0	0	3
Residential Burg	0	1	0	0	0	2	0	0	0	0	0	3
Grand Theft	0	2	4	1	12	1	2	5	2	3	0	32
Petty Theft	1	1	9	2	14	1	4	4	9	28	0	73
Auto Theft	0	5	7	2	2	1	4	4	4	0	0	29
Arson	0	0	0	0	0	0	0	0	0	0	0	0
Total	3	19	43	9	46	9	13	21	28	38	0	229

HIGHLIGHTS

2308-0485 Hong Kong East Ocean, 3199 Powell Street- Officers responded to location for an attempted robbery report. Victims were leaving Hong Kong East Ocean when they were approached by a male riding in a black Cadillac with two other males. The suspect attempted to grab the Victim's purse, but the victim's husband fought the suspect and pushed him back into the car. The victim received a minor abrasion to her chin and refused medical treatment.

2308-2458 5614 Bay St., approximately 300+ juveniles met up at the Bay Street Mall where several fights erupted. Mutual assistance was requested, Berkeley Police Department and California Highway Patrol responded. One juvenile was arrested for simple assault. **2308-2464 5602 Bay St.,** a juvenile victim approached officers and reported that she had been stabbed in front of the Sonesta Hotel. Emergency medical was summoned and treated the juvenile for non-life-threatening injuries. The juvenile was transported to a local hospital. **2308-2471 5600 Bay St.,** Officers responded to shots fired near the AMC ticket booth. It was determined, the party who was detained tackled the suspect with the firearm to take the gun from him. While they were wrestling for the gun, one round was fired. No one was injured. OPD, APD, UCBPD, ACSO, BPD, and CHP assisted in clearing the Mall the City.