

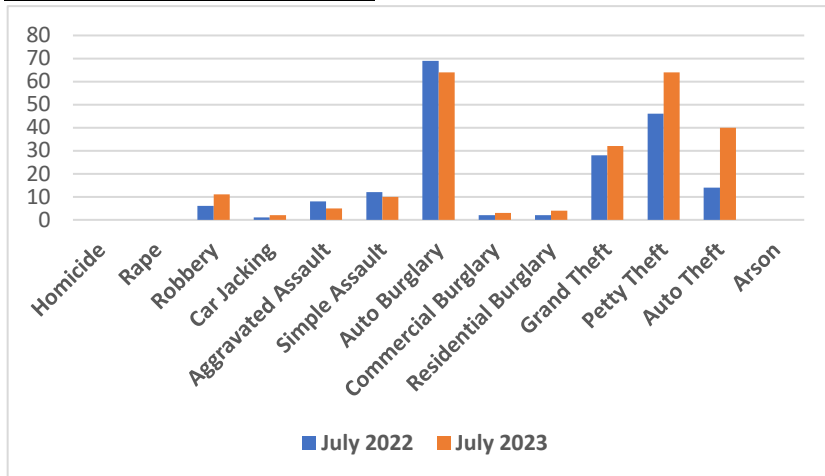


Emeryville Police Department

Part 1 Crimes

July 2023

<i>Violent Crimes:</i>	June 2023	July 2023	Above Below	% Chg	3 Year Avg Current Month	YTD 2022	YTD 2023	Above Below	% Chg
Homicide	0	0	0	N/C	0	0	1	1	N/C
Rape	0	0	0	N/C	0	2	1	-1	-50%
Robbery	25	11	-14	-56%	6	46	66	20	43%
Car Jacking	2	2	0	0%	1	4	6	2	50%
Aggravated Assault	4	5	1	25%	8	34	29	-5	-15%
Simple Assault	14	10	-4	-29%	13	100	99	-1	-1%
Total Violent Crimes	45	28	-17	-38%	28	186	202	16	9%
<i>Property Crimes:</i>						YTD 2022	YTD 2023		
Auto Burglary	59	64	5	8%	60	402	348	-54	-13%
Commercial Burglary	3	3	0	0%	5	39	39	0	0%
Residential Burglary	3	4	1	33%	4	45	33	-12	-27%
Grand Theft	26	32	6	23%	27	207	233	26	13%
Petty Theft	62	64	2	3%	42	348	397	49	14%
Auto Theft	27	40	13	48%	21	137	242	105	77%
Arson	2	0	-2	-100%	0	2	3	1	50%
Total Property Crimes	182	207	25	14%	160	1180	1295	115	10%
Grand Total	227	235	8	4%	188	1366	1497	131	10%
<i>Other:</i>									
*Mental Illness Detention	10	15	5	50%	14	99	91	-8	-8%
*Recovered Vehicles	19	21	2	11%	9	81	136	55	68%
*Suspicious Incidents	35	33	-2	-6%	35	174	186	12	7%
Total Other	64	69	5	8%	57	354	413	59	17%



	Arrests	Cited	Booked
Adults	56	25	31
Juveniles	4	4	0

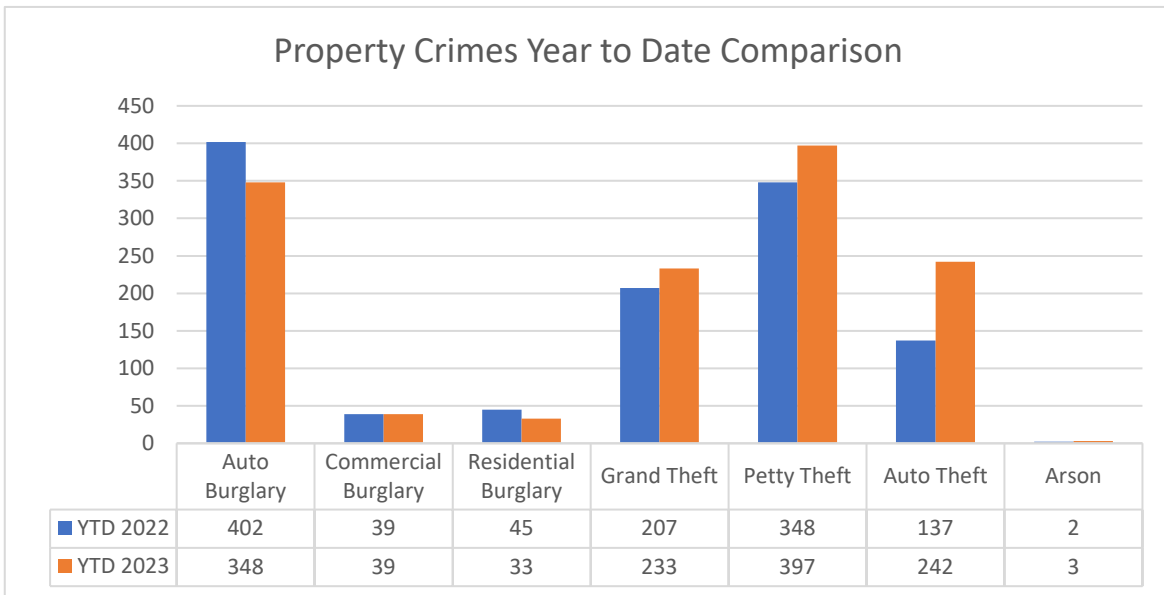
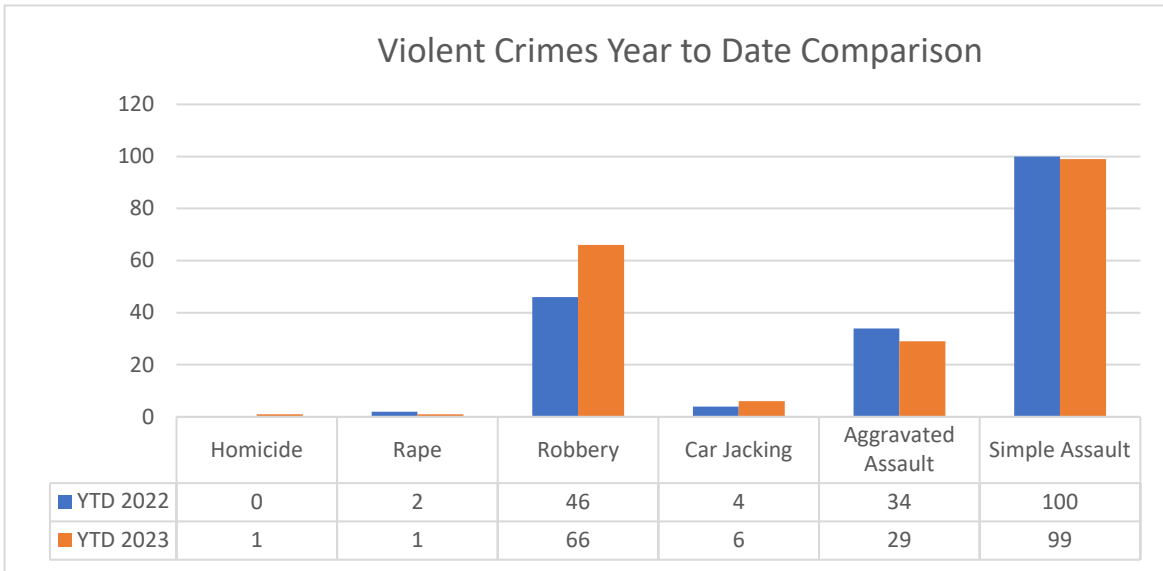
	Recidivism	Cites	Bookings
Adults	1	2	0
Juveniles	0	0	0

Total Repeat Offenders: 1

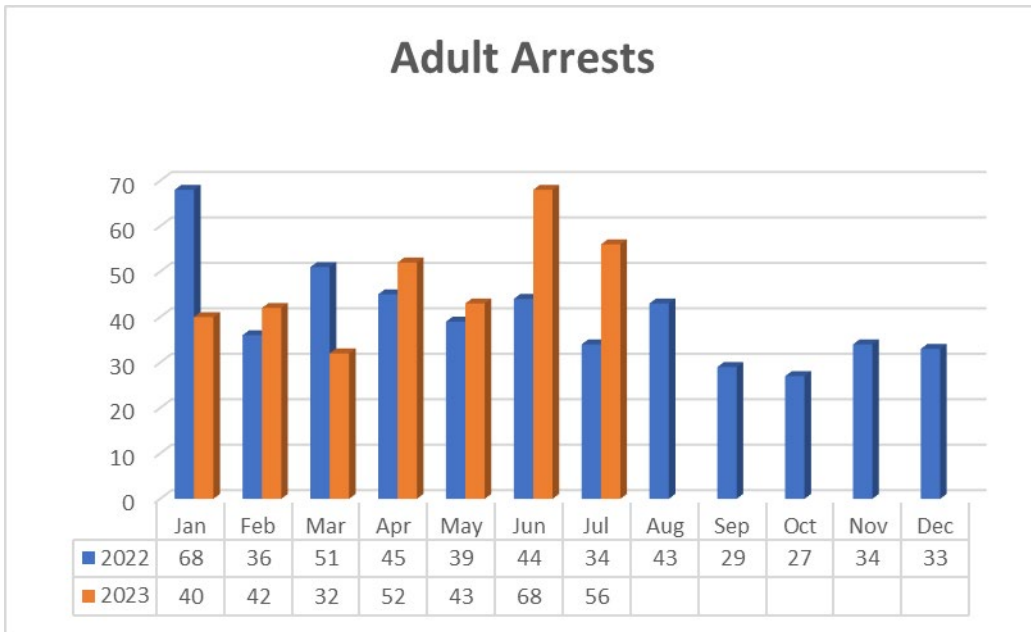
*Categories not included in Part 1 Crimes, NC= Not Calculable, Small numbers lead to large percentages, Suspicious Incidents include persons and vehicles. **The above crime statistics are not official.**



Emeryville Police Department Part 1 Crimes July 2023

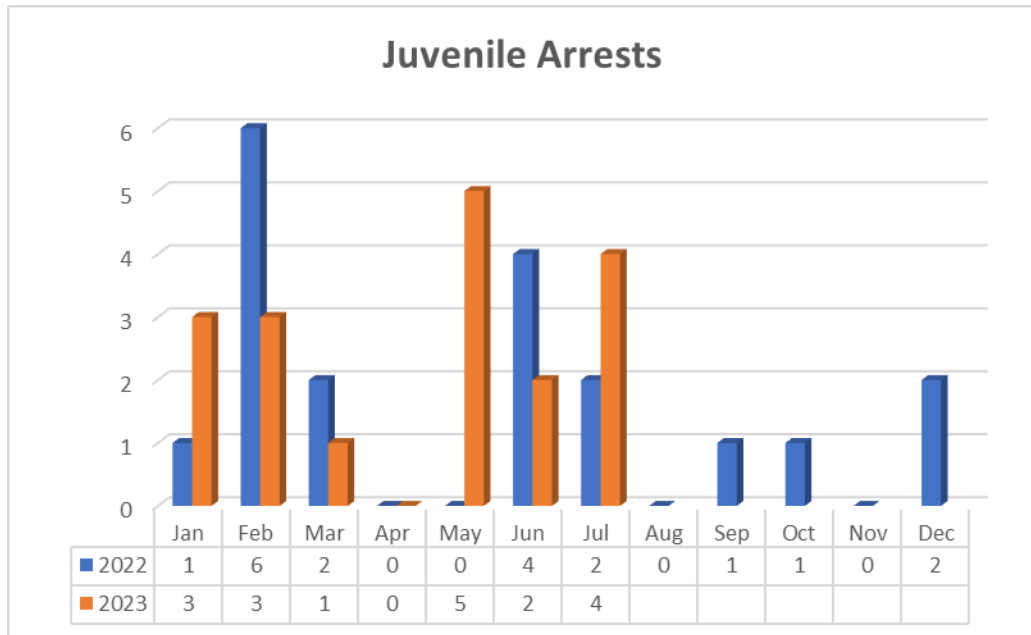


Adult and Juvenile Arrests YTD 2022 and 2023



YTD: 2022: 317

2023: 333 Percent Change: 5%



YTD: 2022: 15

2023: 18 Percent Change: 20%

(Note: Small numbers produce large percentages)

Emeryville Police Department

Part 1 Crimes

Reporting District Matrix

July 2023

	District 1	District 2	District 3	District 4	District 5	District 6	District 7	District 8	District 9	District 10	District 11	Total
Homicide	0	0	0	0	0	0	0	0	0	0	0	0
Rape	0	0	0	0	0	0	0	0	0	0	0	0
Robbery	0	1	1	0	4	0	0	3	2	0	0	11
Carjacking	0	0	0	0	0	0	1	0	1	0	0	2
Agg Assault	0	0	0	0	1	0	0	3	1	0	0	5
Simple Assault	1	1	1	1	2	1	0	2	1	0	0	10
Auto Burglary	2	4	7	9	13	6	2	7	10	4	0	64
Commercial Burg	0	0	0	0	1	0	0	1	1	0	0	3
Residential Burg	0	0	1	1	0	0	0	2	0	0	0	4
Grand Theft	0	1	3	5	17	0	0	2	3	1	0	32
Petty Theft	1	2	4	1	9	1	0	4	18	23	1	64
Auto Theft	3	4	6	2	3	5	1	10	6	0	0	40
Arson	0	0	0	0	0	0	0	0	0	0	0	0
Total	7	13	23	19	50	13	4	34	43	28	1	235

HIGHLIGHTS

2307-2096 Chevy's Restaurant, 1890 Powell St., 21:09 hours – An Officer located a stolen motorcycle and a subject returned to the bike. The Officer attempted to detain the subject who pulled away and kicked the officer. The Officer used a taser which had limited effect, and the subject swatted the taser away. The Officer tased the subject again at close range, which had limited effect due to the probe spread and followed up with re-energize stuns to complete NMI (Neuromuscular Incapacitation). The subject was subsequently arrested and transported to Alameda County Hospital, then to Santa Rita Jail. The motorcycle was towed per the owner's request.

2307-2268 Target 1555 40th St., 1854 hours - An officer made a traffic enforcement stop on a driver for Vehicle Code violations. The driver was unlicensed, and the vehicle registration was expired. The vehicle was towed, and the occupants were released. While completing an inventory search on the vehicle, officers located two loaded pistols concealed in the rear passenger seat. The suspects were gone but had already been identified. A report was taken, and out of custody Probable Cause Declarations were submitted.