



# City of Emeryville

INCORPORATED 1896

1333 Park Avenue, Emeryville, CA 94608-3517  
t (510) 596-4300 | f (510) 596-4389

PLEASE POST



## Emeryville City Council

Member John Bauters  
Member Scott Donahue  
Member Dianne Martinez  
Member Ally Medina  
Member Christian Patz

## Emery Unified School District

Member Brynnda Collins  
Member Susan Donaldson  
Member Sarah Nguyen  
Member Lauren Salazar  
Member Cruz Vargas

Actions taken by the ECCL Governance Committee are not official actions of the City Council and Emery Unified School District, but must be ratified at a regular City Council and Emery Unified School Board meeting.

All writings that are public records and relate to an agenda item which are distributed to a majority of the legislative body less than 72 hours prior to the meeting noticed will be made available via email by request the Committee Secretary.

In compliance with the Americans with Disabilities Act, a person requiring an accommodation, auxiliary aid, or service to participate in this meeting should contact the Committee Secretary as far in advance as possible, but no later than 72 hours prior to the scheduled event. The best effort to fulfill the request will be made.

Pursuant to California Governor Gavin Newsom's Executive Order N-29-20, the City is authorized to hold public meetings via teleconferencing and to make public meetings accessible electronically to all members of the public seeking to participate in the meeting during the current health emergency. As such, Committee Members will be participating in the meeting via teleconference, and the City will provide various options for the public to participate in the conduct of the meeting remotely.

## ECCL GOVERNANCE COMMITTEE

Regular Meeting  
**TELECONFERENCE**

To view the meeting by Zoom video conference with the Zoom application, please click on [us04web.zoom.us/j/813796806](https://us04web.zoom.us/j/813796806) at the Noticed meeting time. Instructions on how to join a meeting by video conference is available [here](#). To listen to the meeting by phone, please call at the Noticed meeting time (669) 900-6833, then enter Webinar ID 813 796 806, then press "#". If asked for a participant id or code, press #. Instructions on how to join a meeting by phone are available [here](#).

**May 7, 2020 – 5:30 PM**


## AMENDED AGENDA


1. Call to Order
2. Roll Call
3. Public Comment  
There are three ways to make public comment within the 3 minute time allotted: 1) Items can be submitted by email to Pedro Jimenez at [pjimenez@emeryville.org](mailto:pjimenez@emeryville.org) prior to the meeting; 2) To comment by Zoom video conference, click the "Raise Your Hand" button to request to speak when Public Comment is being taken on the eligible Agenda item. You will be called on (by the name you logged in with), unmuted and allowed to make public comment. After 3 minutes, you will then be re-muted. Instructions on how to "Raise Your Hand" is available [here](#); 3) To comment by phone, press "\*9" to "Raise Your Hand" to request to speak when Public Comment is being taken on the eligible Agenda Item. You will be called on (by the Area Code and the last three digits of your phone number), unmuted and allowed to make public comment. After 3 minutes, you will then be re-muted. Instructions of how to raise your hand by phone are available [here](#).
4. Election of Presiding Officers
  - 4.1. City – May Meeting
  - 4.2. EUSD – November Meeting
5. Approval of November 7, 2019, Regular Meeting Action Minutes
6. City and EUSD Staff Information Items
  - 6.1. Review of 3<sup>rd</sup> Party Rental and Fees (CITY)
  - 6.2. Review of O&M Budget/Mid-Year Adjustments
7. Action Items
  - 7.1. Approval of O&M Budget/Mid-Year Adjustments and Capital
8. Update from Administrative Committee (EUSD/CITY)
9. Future Agenda Items
  - 9.1. Preliminary Solar Update (EUSD)
10. Announcements / Member Comments
11. Adjournment


**FURTHER INFORMATION** may be obtained by contact Pedro Jimenez, Committee Secretary, at 510-450-7813 or [pjimenez@emeryville.org](mailto:pjimenez@emeryville.org). The next regular meeting is scheduled for November 5, 2020, at 5:30 PM.

**DATED: MAY 5, 2020**

POST ON: MAY 5, 2020  
POST UNTIL: MAY 8, 2020

  
Sheri Hartz, City Clerk

  
Quiana Scott, Superintendent



## **ACTION MINUTES ECCL Governance Committee**

Regular Meeting of the Emeryville City Council and Emery Unified School District Board of Trustees

**Thursday, November 2019, 5:30 PM  
Emeryville Center of Community Life, Building C, Multi-Purpose Room  
1125 53<sup>rd</sup> Street, Emeryville, CA 94608**

- 1. Call to Order (5:30p)**
- 2. Roll Call**
  - a. Present: Donahue (5:40), Collins, Nguyen, Patz, Vargas, Donaldson, Inch, Martinez, and Medina
  - b. Members Excused: Bauters
  - c. Absent:
  - d. Staff members: Scott, Jimenez, Daniel
- 3. Public Comment**
  - a. none
- 4. Approval of Minutes- November 1, 2018**

Motion: Medina  
Second: Collins  
Ayes: 7 - Collins, Patz, Vargas, Donaldson, Inch, Martinez, Nguyen and Medina  
Abstain:
- 5. City and EUSD Staff Information Items:**
  - 5.1 Introduction of new operations and Maintenance Director**

Jody Clarke was introduced and made some comments
  - 5.2 Afterschool Program Presentation**

Program Supervisor Christen Gray and Recreation Manager Brad Helfenberger gave a presentation and answered questions
  - 5.3 Update on 3<sup>rd</sup> Party Rental**

Mr. Jimenez gave update on projected revenue for 3<sup>rd</sup> party rentals
- 6. Action Items- None**
- 7. Update from Admirative Committee**
  - 7.1 Review of O&M Budget**

EUSD Finance Director Siu gave an update of the O&M budget
- 8. Future Agenda Items**
  - 8.1 Solar
- 9. Member Comments/Announcements**

none
- 10. Adjournment**

(6:30pm)

**City of Emeryville  
Master Fee Schedule  
Community Services**

**Effective July 1, 2020**

<u>DESCRIPTION</u>	<u>Fee</u>	
<b>Community Events Permit</b>		
Community Event Permit, Application Fee, Resident	\$ 54	per application
Community Event Permit, Application Fee, Non-Profit	\$ 82	per application
Community Event Permit, Application Fee, Non-Resident/Business	\$ 137	per application
Community Event Permit, Security Deposit	0-1,000	per permit
<b>Park Rental Fees for Picnic Areas</b>		
Park Rental Application Fee, Resident	\$ 10	per application
Park Rental Application Fee, Non-Profit	\$ 16	per application
Park Rental Application Fee, Non-Resident/Business	\$ 21	per application
Marina Park, Site A or E, 49 People or Less, Resident	\$ 87	per day
Marina Park, Site A or E, 49 People or Less, Non-Profit	\$ 175	per day
Marina Park, Site A or E, 49 People or Less, Non-Resident/Business	\$ 438	per day
Marina Park, Site A or E, 50 People or More, Resident	\$ 175	per day
Marina Park, Site A or E, 50 People or More, Non-Profit	\$ 263	per day
Marina Park, Site A or E, 50 People or More, Non-Resident/Business	\$ 438	per day
Marina Park, Site B, C, or D, Resident	\$ 54	per day
Marina Park, Site B, C, or D, Non-Profit	\$ 82	per day
Marina Park, Site B, C, or D, Non-Resident/Business	\$ 109	per day
Doyle-Hollis Park, Sites A/B, Resident	\$ 32	per day
Doyle-Hollis Park, Sites A/B, Non-Profit	\$ 54	per day
Doyle-Hollis Park, Sites A/B, Non-Resident/Business	\$ 87	per day
Doyle-Hollis Park, Site C/Christie Park, Resident	\$ 43	per day
Doyle-Hollis Park, Site C/Christie Park, Non-Profit	\$ 65	per day
Doyle-Hollis Park, Site C/Christie Park, Non-Resident/Business	\$ 98	per day
Doyle-Hollis Park, Site D, Resident	\$ 54	per day
Doyle-Hollis Park, Site D Non-Profit	\$ 82	per day
Doyle-Hollis Park, Site D, Non-Resident/Business	\$ 109	per day
All Other Parks, Resident	\$ 32	per day
All Other Parks, Non-Profit	\$ 54	per day
All Other Parks, Non-Resident/Business	\$ 87	per day
Bounce House Use Fee - All Facilities, Resident	\$ 16	per rental
Bounce House Use Fee - All Facilities, Non-Profit	\$ 21	per rental
Bounce House Use Fee - All Facilities, Non-Resident/Business	\$ 26	per rental
Alcohol Use Fee - All Facilities, 49 People or Less, Resident	\$ 34	per rental
Alcohol Use Fee - All Facilities, 49 People or Less, Non-Profit	\$ 44	per rental
Alcohol Use Fee - All Facilities, 49 People or Less, Non-Resident/Business	\$ 56	per rental
Alcohol Use Fee - All Facilities, 50 People or More, Resident	\$ 56	per rental
Alcohol Use Fee - All Facilities, 50 People or More, Non-Profit	\$ 84	per rental
Alcohol Use Fee - All Facilities, 50 People or More, Non-Resident/Business	\$ 112	per rental
Deposit for Park Rentals	0-50	per rental
<b>All Facilities Rentals (except Park, Athletic Field and Pool)- Cleaning/Setup Fee</b>	\$ 180	
<b>ECCL School Gym, Pool, and Field Rental Fees *</b>		
ECCL Rental Application Fee, Resident (per application)	\$ 22	per application
ECCL Rental Application Fee, Non-Profit (per application)	\$ 34	per application
ECCL Rental Application Fee, Non-Resident/Business (per application)	\$ 44	per application
50% discount if only half gym or field is available		
ECCL Gym Rental Fee, Resident (M-TH)	\$ 32	per hour
ECCL Gym Rental Fee, Non-Profit and Youth Group (M-TH)	\$ 59	per hour
ECCL Gym Rental Fee, Non-Resident/Business (M-TH)	\$ 65	per hour
ECCL Gym Rental Fee, Resident (Fri - Sun)	\$ 54	per hour
ECCL Gym Rental Fee, Non-Profit and Youth Group (Fri - Sun)	\$ 82	per hour
ECCL Gym Rental Fee, Non-Resident/Business (Fri - Sun)	\$ 87	per hour
ECCL Gym Rental Fee, Resident (M-TH) non regulars hours (5am-8am)	\$ 23	per hour
ECCL Gym Rental Fee, Non-Profit and Youth Group (M-TH) non regulars hours (5am-8am)	\$ 45	per hour
ECCL Gym Rental Fee, Non-Resident/Business (M-TH) non regulars hours (5am-8am)	\$ 49	per hour
ECCL Gym Rental Fee, Resident (Fri - Sun) non regulars hours (5am-8am)	\$ 42	per hour
ECCL Gym Rental Fee, Non-Profit and Youth Group (Fri - Sun) non regulars hours (5am-8am)	\$ 64	per hour
ECCL Gym Rental Fee, Non-Resident/Business (Fri - Sun) non regulars hours (5am-8am)	\$ 67	per hour
ECCL Gym Rental Preparation Fee	\$ 30-1,000	per rental
ECCL Gym Rental Deposit	\$ 150-1,000	per rental

**City of Emeryville  
Master Fee Schedule  
Community Services**

**Effective July 1, 2020**

<u>DESCRIPTION</u>	<u>Fee</u>	
ECCL Athletic Field Rental Fee, Resident	\$ 8	per hour
ECCL Athletic Field Rental Fee, Non-Profit and Youth Group	\$ 32	per hour
ECCL Athletic Field Rental Fee, Non-Resident/Business	\$ 42	per hour
ECCL Athletic Field Light Fee, Resident	\$ 11	per hour
ECCL Athletic Field Light Fee, Non-Profit and Youth Group	\$ 17	per hour
ECCL Athletic Field Rental Fee, Non-Resident/Business	\$ 22	per hour
ECCL Athletic Field Rental Preparation Fee	\$ 30-1,000	per rental
ECCL Athletic Field Rental Deposit	\$ 150-1,000	per rental
ECCL Swimming Pool Rental Fee (1-50 People), Resident	\$ 38	per hour
ECCL Swimming Pool Rental Fee (1-50 People), Non-Profit	\$ 66	per hour
ECCL Swimming Pool Rental Fee (1-50 People), Non-Resident/Business	\$ 95	per hour
ECCL Swimming Pool Rental Fee (1-50 People), Resident non regular hours (5am-8am)	\$ 28	per hour
ECCL Swimming Pool Rental Fee (1-50 People), Non-Profit non regular hours (5am-8am)	\$ 49	per hour
ECCL Swimming Pool Rental Fee (1-50 People), Non-Resident/Business non regular hours (5am-8am)	\$ 70	per hour
ECCL Swimming Pool Rental Fee - Each Additional 1-25 People Per Rental/Hour	\$ 22	per hour
ECCL Swimming Pool Rental Preparation Fee (per rental)	\$ 30-1,000	per rental
ECCL Swimming Pool Rental Deposit (per rental)	\$ 150-1,000	per rental
ECCL "Recreation Swim Party Area Rental", Resident	\$ 44	per rental
ECCL "Recreation Swim Party Area Rental", Non-Profit	\$ 50	per rental
ECCL "Recreation Swim Party Area Rental", Non-Resident/Business	\$ 56	per rental
<b>ECCL Building C Multi-Purpose Room</b>		
ECCL Building C Rental Fee Resident	\$ 95	per hour
ECCL Building C Rental Fee Non-Profit	\$ 122	per hour
ECCL Building C Rental Fee Non-Resident/Business	\$ 150	per hour
ECCL LG/Facility Attendant (additional)	\$ 18	
<b>ECCL Building A Multi-Purpose Room</b>		
ECCL Building A Multi-Purpose Room Resident	\$ 72	per hour
ECCL Building A Multi-Purpose Room Non-Profit	\$ 103	per hour
ECCL Building A Multi-Purpose Room Non-Resident/Business	\$ 141	per hour
<b>ECCL Building A Kitchen</b>		
ECCL Building A Kitchen Room Resident	\$ 37	per hour
ECCL Building A Kitchen Room Non-Profit	\$ 48	per hour
ECCL Building A Kitchen Room Non-Resident/Business	\$ 59	per hour
<b>ECCL Teen Center</b>		
ECCL Teen Center Resident	\$ 32	per hour
ECCL Teen Center Non-Profit	\$ 59	per hour
ECCL Teen Center Non-Resident/Business	\$ 65	per hour
<b>ECCL Classrooms</b>		
ECCL Classrooms Resident	\$ 30	per hour
ECCL Classrooms Non-Profit	\$ 41	per hour
ECCL Classrooms Non-Resident/Business	\$ 47	per hour
<b>City of Emeryville Indoor Facility Rental Prices</b>		
City Indoor Facilities Rental Application Fee, Resident	\$ 22	per application
City Indoor Facilities Application Fee, Non-Profit	\$ 34	per application
City Indoor Facilities Application Fee, Non-Resident/Business	\$ 44	per application
<b>Ongoing Rental Discounts</b>		
6 dates or more on application % off base rate	10%	
12 dates or more on application % off base rate	15%	
24 dates or more on application % off base rate	20%	
40 dates or more on application % off base rate	30%	
<b>Bridgescourt Room</b>		
Bridgescourt Room Rental Fee, Resident	\$ 50	per hour
Bridgescourt Room Rental Fee, Non-Profit	\$ 61	per hour
Bridgescourt Room Rental Fee, Non-Resident/Business	\$ 67	per hour
Bridgescourt Office Monthly Rental Fee	Market Rate	\$2,000 minimum
Bridgescourt Room Rental Deposit	\$ 150	per rental

**ECCL OPERATIONS AND MAINTENANCE BUDGET  
REVENUE AND EXPENDITURES**

	2017-18	2018-19	2019-20	2019-20	2019-20	2019-20	2020-21	Note
	AUDITED ACTUALS	AUDITED ACTUALS	ORIGINAL BUDGET	1ST INTERIM	2ND INTERIM	ESTIMATED ACTUALS	PRELIMINARY BUDGET	
<b>A. REVENUES</b>								
CITY SHARE TO ECCL O&M	264,600.01	267,462.48	298,479.00	306,404.00	313,654.00	318,993.00	330,323.00	A City share 29%
3RD PARTY RENTAL	288,557.36	311,770.45	300,000.00	300,000.00	275,000.00	170,000.00	250,000.00	
GF CONTRIBUTIONS TO ECCL O&M	617,400.00	654,821.92	730,760.00	750,163.00	767,913.00	780,985.00	808,721.00	B District share 71%
<b>TOTAL REVENUES</b>	<b>1,170,557.37</b>	<b>1,234,054.85</b>	<b>1,329,239.00</b>	<b>1,356,567.00</b>	<b>1,356,567.00</b>	<b>1,269,978.00</b>	<b>1,389,044.00</b>	
<b>B. EXPENDITURES</b>								
CLASSIFIED SALARIES	158,488.99	180,596.85	203,570.00	215,966.00	215,039.00	214,474.00	221,352.00	C Column and Step
CLASSIFIED OVERTIME	5,806.77	4,401.42	9,000.00	9,000.00	9,000.00	3,734.00	9,000.00	
CLASSIFIED SUBSTITUTES	32,649.99	27,732.29	20,000.00	14,444.00	14,444.00	3,362.00	14,444.00	
SUPV&ADM SALARIES	137,200.80	126,625.34	134,806.00	123,597.00	123,597.00	123,597.00	132,353.00	D Column and Step
OTHER CLASSIFIED SALARIES								
OTHER CLASSIFIED HOURLY								
EMPLOYEE BENEFITS	197,476.06	213,764.29	250,484.00	244,210.00	242,813.00	238,847.00	258,689.00	E Projected 5% increase on h&w
MATERIALS AND SUPPLIES	51,910.63	63,560.03	70,000.00	74,967.00	72,160.00	64,160.00	72,160.00	
NON-CAPITALIZED EQUIPMENT		2,219.82	0.00	0.00	2,807.00	2,806.00	2,806.00	
TRAVEL&CONFERENCE		1,076.00	1,200.00	1,200.00	1,475.00	1,475.00	1,475.00	
PROPERTY INSURANCE	57,535.00	62,090.38	52,285.00	52,285.00	48,248.00	48,248.00	48,731.00	
UTILITIES - DISPOSAL								
UTILITIES - ELECTRIC	191,397.50	229,245.07	220,500.00	223,000.00	223,000.00	203,000.00	223,000.00	
UTILITIES - GAS	57,350.59	67,133.45	74,927.00	70,000.00	70,000.00	60,000.00	70,000.00	
UTILITIES - WATER	39,999.02	44,135.79	43,397.00	43,390.00	43,390.00	33,390.00	43,390.00	
RENTAL, EQUIPMENT								
EQUIP MAINTENANCE AGREEMENT								
REPAIRS	8,275.04	7,478.82	10,000.00	10,000.00	13,686.00	15,390.00	15,390.00	
OTHER SERVICES & OPERATING EXP	30,409.00	25,705.98	29,326.00	29,896.00	29,896.00	29,896.00	30,793.00	F Projected a 3% increase on PBID
AUDIT EXPENSE	4,817.70	3,294.66	5,111.00	5,111.00	5,111.00	5,111.00	5,264.00	
CONSULTANTS								
CONTRACTED SERVICES	185,346.13	163,408.91	191,269.00	226,137.00	228,537.00	209,124.00	226,833.00	
NETWORK/INTERNET	11,894.15	11,585.75	13,364.00	13,364.00	13,364.00	13,364.00	13,364.00	
<b>TOTAL EXPENDITURES</b>	<b>1,170,557.37</b>	<b>1,234,054.85</b>	<b>1,329,239.00</b>	<b>1,356,567.00</b>	<b>1,356,567.00</b>	<b>1,269,978.00</b>	<b>1,389,044.00</b>	

**Detail for Dates 07/01/2019 through 06/30/2020** **Fiscal Year 2019/20**

Ref#	Pay To Name	Journal #	Description	Trans Date	Adopted Budget	Revised Budget	Revenue	Account Balance
<b>Fund 010 - General</b>								
010-8699-8150- - - - - OthLoc Rev,OngoMaint,								
		BA20-00001	Adopted Budget,OB20-01,Fund 0	07/01/19	298,479.00	298,479.00		298,479.00
		BR20-00045	1st interim O&M	10/31/19		7,925.00		306,404.00
		BR20-00223	BT as per 02/24 meeting w/City	01/31/20		7,250.00		313,654.00
		BR20-00227	O&M Est Actuals	04/25/20		3,452.00		317,106.00
		BR20-00228	O&M Est Actuals	04/25/20		1,887.00		318,993.00
			Account Total	06/30/20	298,479.00	318,993.00	.00	
010-8699-8150- - -400- - - OthLoc Rev,OngoMaint,New								
		BA20-00001	Adopted Budget,OB20-01,Fund 0	07/01/19	300,000.00	300,000.00		300,000.00
		BR20-00223	BT as per 02/24 meeting w/City	01/31/20		25,000.00-		275,000.00
		BR20-00227	O&M Est Actuals	04/25/20		105,000.00-		170,000.00
			Account Total	06/30/20	300,000.00	170,000.00	.00	
			<b>Total for Object 8699</b>		<b>598,479.00</b>	<b>488,993.00</b>	<b>.00</b>	<b>488,993.00</b>
010-8980-8150- - - - - Cont fr UR, OngoMaint,								
		BA20-00001	Adopted Budget,OB20-01,Fund 0	07/01/19	730,760.00	730,760.00		730,760.00
		BR20-00045	1st interim O&M	10/31/19		19,403.00		750,163.00
		BR20-00223	BT as per 02/24 meeting w/City	01/31/20		17,750.00		767,913.00
		BR20-00227	O&M Est Actuals	04/25/20		8,451.00		776,364.00
		BR20-00228	O&M Est Actuals	04/25/20		4,621.00		780,985.00
			Account Total	06/30/20	730,760.00	780,985.00	.00	
			<b>Total for Revenue Accounts</b>		<b>1,329,239.00</b>	<b>1,269,978.00</b>	<b>.00</b>	<b>1,269,978.00</b>

Ref#	Pay To Name	Journal #	Description	Trans Date	Adopted Budget	Revised Budget	Encumbered	Expenditure	Account Balance
010-2205-8150-0000-8100-400-56- -560 CSup Sal,OngoMaint,New K-									
		BA20-00001	Adopted Budget,OB20-01,Fund 01	07/01/19	203,570.00	203,570.00			203,570.00
		PR20-00003	07/31/19 Regular Payroll (Earning:	07/31/19				17,996.70	185,573.30
		PR20-00006	08/30/19 Regular Payroll (Earning:	08/30/19				17,887.77	167,685.53
		PR20-00011	09/30/19 Regular Payroll (Earning:	09/30/19				19,258.71	148,426.82
		BR20-00030	1st interim O&M	10/19/19		12,281.00			160,707.82
		GJ20-00016	Adam Barreto	10/19/19				717.26-	161,425.08
		GJ20-00016	Troy Garcia	10/19/19				131.78-	161,556.86
		GJ20-00016	Khamkeo Soungpanya	10/19/19				412.97-	161,969.83
		BR20-00033	1st interim O&M	10/24/19		472.00			162,441.83
		GJ20-00023	Adam Barreto	10/30/19				356.40-	162,798.23

Selection Filtered by User Permissions, (Org = 18, Online/Offline = N, Fiscal Year = 2020, Unposted JEs? = N, Ref#? = Y, Assets and Liabilities? = N, Restricted? = Y, Resource = 8150, Object Digits = 4, Page Break Lvl = )

ESCAPE ONLINE

**Detail for Dates 07/01/2019 through 06/30/2020** **Fiscal Year 2019/20**

Ref#	Pay To Name	Journal #	Description	Trans Date	Adopted Budget	Revised Budget	Encumbered	Expenditure	Account Balance
<b>Fund 010 - General (continued)</b>									
010-2205-8150-0000-8100-400-56- -560 CSup Sal,OngoMaint,New K- (continued)									
		BR20-00041	1st interim O&M	10/31/19		357.00-			162,441.23
		PR20-00014	10/31/19 Regular Payroll (Earning:	10/31/19				18,468.10	143,973.13
		PR20-00017	11/22/19 Regular Payroll (Earning:	11/22/19				18,015.79	125,957.34
		PR20-00022	12/20/19 Regular Payroll (Earning:	12/20/19				17,833.55	108,123.79
		BR20-00176	2nd interim mgr 56 O&M	01/31/20		927.00-			107,196.79
		PR20-00031	01/31/20 Regular Payroll (Earning:	01/31/20				17,212.58	89,984.21
		PR20-00034	02/28/20 Regular Payroll (Earning:	02/28/20				17,996.70	71,987.51
		PR20-00037	03/31/20 Regular Payroll (Earning:	03/31/20				17,431.95	54,555.56
		BR20-00227	O&M Est Actuals	04/25/20		565.00-			53,990.56
		PR20-00042	04/30/20 Regular Payroll (Earning:	04/30/20				17,996.70	35,993.86
		PR20-00044	Salary Encumbrance between 05/1	04/30/20			35,993.40		.46
			Account Total	06/30/20	203,570.00	214,474.00	35,993.40	178,480.14	
010-2225-8150-0000-8100-400-56- -560 CSup OT,OngoMaint,New K-1									
		BA20-00001	Adopted Budget,OB20-01,Fund 01	07/01/19	9,000.00	9,000.00			9,000.00
		PR20-00003	07/31/19 Regular Payroll (Earning:	07/31/19				135.51	8,864.49
		GJ20-00016	Adam Barreto	10/19/19				717.26	8,147.23
		GJ20-00016	Troy Garcia	10/19/19				131.78	8,015.45
		GJ20-00016	Khamkeo Soungpanya	10/19/19				412.97	7,602.48
		GJ20-00023	Adam Barreto	10/30/19				356.40	7,246.08
		PR20-00017	11/22/19 Regular Payroll (Earning:	11/22/19				217.35	7,028.73
		PR20-00031	01/31/20 Regular Payroll (Earning:	01/31/20				843.57	6,185.16
		PR20-00034	02/28/20 Regular Payroll (Earning:	02/28/20				173.88	6,011.28
		PR20-00037	03/31/20 Regular Payroll (Earning:	03/31/20				744.33	5,266.95
		BR20-00227	O&M Est Actuals	04/25/20		5,266.00-			.95
			Account Total	06/30/20	9,000.00	3,734.00	.00	3,733.05	
010-2250-8150-0000-8100-400-56- -560 CSup Sub,OngoMaint,New K-									
		BA20-00001	Adopted Budget,OB20-01,Fund 01	07/01/19	20,000.00	20,000.00			20,000.00
		PR20-00003	07/31/19 Regular Payroll (Earning:	07/31/19				478.35	19,521.65
		PR20-00011	09/30/19 Regular Payroll (Earning:	09/30/19				173.44	19,348.21
		BR20-00031	1st interim O&M	10/19/19		5,556.00-			13,792.21
		PR20-00014	10/31/19 Regular Payroll (Earning:	10/31/19				650.40	13,141.81
		PR20-00017	11/22/19 Regular Payroll (Earning:	11/22/19				1,138.20	12,003.61

Selection Filtered by User Permissions, (Org = 18, Online/Offline = N, Fiscal Year = 2020, Unposted JEs? = N, Ref#? = Y, Assets and Liabilities? = N, Restricted? = Y, Resource = 8150, Object Digits = 4, Page Break Lvl = )

ESCAPE ONLINE

**Detail for Dates 07/01/2019 through 06/30/2020** **Fiscal Year 2019/20**

Ref#	Pay To Name	Journal #	Description	Trans Date	Adopted Budget	Revised Budget	Encumbered	Expenditure	Account Balance
<b>Fund 010 - General (continued)</b>									
010-2250-8150-0000-8100-400-56- -560 CSup Sub,OngoMaint,New K- (continued)									
		PR20-00022	12/20/19 Regular Payroll (Earning:	12/20/19				325.20	11,678.41
		PR20-00031	01/31/20 Regular Payroll (Earning:	01/31/20				325.20	11,353.21
		PR20-00037	03/31/20 Regular Payroll (Earning:	03/31/20				271.00	11,082.21
		BR20-00227	O&M Est Actuals	04/25/20		11,082.00-			.21
			Account Total	06/30/20	20,000.00	3,362.00	.00	3,361.79	
010-2305-8150-0000-7300-400-52- -560 Supv Sal,OngoMaint,New K-									
		BA20-00001	Adopted Budget,OB20-01,Fund 01	07/01/19	42,749.00	42,749.00			42,749.00
		PR20-00003	07/31/19 Regular Payroll (Earning:	07/31/19				3,562.38	39,186.62
		PR20-00006	08/30/19 Regular Payroll (Earning:	08/30/19				3,562.38	35,624.24
		PR20-00011	09/30/19 Regular Payroll (Earning:	09/30/19				3,562.38	32,061.86
		PR20-00014	10/31/19 Regular Payroll (Earning:	10/31/19				3,562.38	28,499.48
		PR20-00017	11/22/19 Regular Payroll (Earning:	11/22/19				3,562.38	24,937.10
		PR20-00022	12/20/19 Regular Payroll (Earning:	12/20/19				3,562.38	21,374.72
		PR20-00031	01/31/20 Regular Payroll (Earning:	01/31/20				3,562.38	17,812.34
		PR20-00034	02/28/20 Regular Payroll (Earning:	02/28/20				3,562.38	14,249.96
		PR20-00037	03/31/20 Regular Payroll (Earning:	03/31/20				3,562.38	10,687.58
		PR20-00042	04/30/20 Regular Payroll (Earning:	04/30/20				3,562.38	7,125.20
		PR20-00044	Salary Encumbrance between 05/	04/30/20			7,124.76		.44
			Account Total	06/30/20	42,749.00	42,749.00	7,124.76	35,623.80	
010-2305-8150-0000-8100-400-56- -560 Supv Sal,OngoMaint,New K-									
		BA20-00001	Adopted Budget,OB20-01,Fund 01	07/01/19	92,057.00	92,057.00			92,057.00
		PR20-00003	07/31/19 Regular Payroll (Earning:	07/31/19				7,671.34	84,385.66
		PR20-00006	08/30/19 Regular Payroll (Earning:	08/30/19				7,671.34	76,714.32
		PR20-00011	09/30/19 Regular Payroll (Earning:	09/30/19				8,089.96	68,624.36
		BR20-00030	1st interim O&M	10/19/19		10,831.00-			57,793.36
		BR20-00033	1st interim O&M	10/24/19		378.00-			57,415.36
		PR20-00014	10/31/19 Regular Payroll (Earning:	10/31/19				2,014.24	55,401.12
		PR20-00017	11/22/19 Regular Payroll (Earning:	11/22/19				6,925.09	48,476.03
		PR20-00022	12/20/19 Regular Payroll (Earning:	12/20/19				6,925.09	41,550.94
		PR20-00031	01/31/20 Regular Payroll (Earning:	01/31/20				6,925.09	34,625.85
		PR20-00034	02/28/20 Regular Payroll (Earning:	02/28/20				6,925.09	27,700.76
		PR20-00037	03/31/20 Regular Payroll (Earning:	03/31/20				6,925.09	20,775.67

Selection Filtered by User Permissions, (Org = 18, Online/Offline = N, Fiscal Year = 2020, Unposted JEs? = N, Ref#? = Y, Assets and Liabilities? = N, Restricted? = Y, Resource = 8150, Object Digits = 4, Page Break Lvl = )

ESCAPE ONLINE



**Detail for Dates 07/01/2019 through 06/30/2020** **Fiscal Year 2019/20**

Ref#	Pay To Name	Journal #	Description	Trans Date	Adopted Budget	Revised Budget	Encumbered	Expenditure	Account Balance
<b>Fund 010 - General (continued)</b>									
010-2305-8150-0000-8100-400-56- -560 Supv Sal,OngoMaint,New K- (continued)									
		PR20-00042	04/30/20 Regular Payroll (Earning: 04/30/20					6,925.09	13,850.58
		PR20-00044	Salary Encumbrance between 05/04/30/20				13,850.18		.40
			Account Total 06/30/20		92,057.00	80,848.00	13,850.18	66,997.42	
			<b>Total for Object 2305</b>		<b>134,806.00</b>	<b>123,597.00</b>	<b>20,974.94</b>	<b>102,621.22</b>	<b>.84</b>
010-3202-8150-0000-7300-400-52- -560 PERS Class,OngoMaint,New									
		BA20-00001	Adopted Budget,OB20-01,Fund 01 07/01/19		8,864.00	8,864.00			8,864.00
		PR20-00003	07/31/19 Regular Payroll (Contribu 07/31/19					702.54	8,161.46
		PR20-00006	08/30/19 Regular Payroll (Contribu 08/30/19					702.54	7,458.92
		PR20-00011	09/30/19 Regular Payroll (Contribu 09/30/19					702.54	6,756.38
		BR20-00031	1st interim O&M 10/19/19			433.00-			6,323.38
		PR20-00014	10/31/19 Regular Payroll (Contribu 10/31/19					702.54	5,620.84
		PR20-00017	11/22/19 Regular Payroll (Contribu 11/22/19					702.54	4,918.30
		PR20-00022	12/20/19 Regular Payroll (Contribu 12/20/19					702.54	4,215.76
		PR20-00031	01/31/20 Regular Payroll (Contribu 01/31/20					702.54	3,513.22
		PR20-00034	02/28/20 Regular Payroll (Contribu 02/28/20					702.54	2,810.68
		PR20-00037	03/31/20 Regular Payroll (Contribu 03/31/20					702.54	2,108.14
		PR20-00042	04/30/20 Regular Payroll (Contribu 04/30/20					702.54	1,405.60
		PR20-00044	Salary Encumbrance between 05/04/30/20				1,405.08		.52
			Account Total 06/30/20		8,864.00	8,431.00	1,405.08	7,025.40	
010-3202-8150-0000-8100-400-56- -560 PERS Class,OngoMaint,New									
		BA20-00001	Adopted Budget,OB20-01,Fund 01 07/01/19		65,439.00	65,439.00			65,439.00
		PR20-00003	07/31/19 Regular Payroll (Contribu 07/31/19					5,088.72	60,350.28
		PR20-00006	08/30/19 Regular Payroll (Contribu 08/30/19					5,040.52	55,309.76
		PR20-00011	09/30/19 Regular Payroll (Contribu 09/30/19					5,344.79	49,964.97
		BR20-00031	1st interim O&M 10/19/19			4,004.00-			45,960.97
		BR20-00033	1st interim O&M 10/24/19			19.00			45,979.97
		BR20-00045	1st interim O&M 10/31/19			71.00-			45,908.97
		PR20-00014	10/31/19 Regular Payroll (Contribu 10/31/19					4,019.33	41,889.64
		PR20-00017	11/22/19 Regular Payroll (Contribu 11/22/19					4,947.18	36,942.46
		PR20-00022	12/20/19 Regular Payroll (Contribu 12/20/19					4,882.66	32,059.80
		BR20-00176	2nd interim mgr 56 O&M 01/31/20			2,614.00-			29,445.80
		BR20-00177	2nd interim mgr 56 O&M 01/31/20			2,239.00			31,684.80

Selection Filtered by User Permissions, (Org = 18, Online/Offline = N, Fiscal Year = 2020, Unposted JEs? = N, Ref#? = Y, Assets and Liabilities? = N, Restricted? = Y, Resource = 8150, Object Digits = 4, Page Break Lvl = )

ESCAPE ONLINE

**Detail for Dates 07/01/2019 through 06/30/2020** **Fiscal Year 2019/20**

Ref#	Pay To Name	Journal #	Description	Trans Date	Adopted Budget	Revised Budget	Encumbered	Expenditure	Account Balance
<b>Fund 010 - General (continued)</b>									
010-3202-8150-0000-8100-400-56- -560 PERS Class,OngoMaint,New (continued)									
		PR20-00031	01/31/20 Regular Payroll (Contribu	01/31/20				4,871.11	26,813.69
		PR20-00034	02/28/20 Regular Payroll (Contribu	02/28/20				4,937.70	21,875.99
		PR20-00037	03/31/20 Regular Payroll (Contribu	03/31/20				4,901.32	16,974.67
		BR20-00227	O&M Est Actuals	04/25/20		2,230.00-			14,744.67
		PR20-00042	04/30/20 Regular Payroll (Contribu	04/30/20				4,914.83	9,829.84
		PR20-00044	Salary Encumbrance between 05/01/20	04/30/20			9,829.66		.18
			Account Total	06/30/20	65,439.00	58,778.00	9,829.66	48,948.16	
			<b>Total for Object 3202</b>		<b>74,303.00</b>	<b>67,209.00</b>	<b>11,234.74</b>	<b>55,973.56</b>	<b>.70</b>
010-3312-8150-0000-7300-400-52- -560 OASDI Clas,OngoMaint,New									
		BA20-00001	Adopted Budget,OB20-01,Fund 01	07/01/19	2,472.00	2,472.00			2,472.00
		PR20-00003	07/31/19 Regular Payroll (Contribu	07/31/19				219.49	2,252.51
		PR20-00006	08/30/19 Regular Payroll (Contribu	08/30/19				219.49	2,033.02
		PR20-00011	09/30/19 Regular Payroll (Contribu	09/30/19				219.49	1,813.53
		BR20-00031	1st interim O&M	10/19/19		178.00			1,991.53
		PR20-00014	10/31/19 Regular Payroll (Contribu	10/31/19				218.95	1,772.58
		PR20-00017	11/22/19 Regular Payroll (Contribu	11/22/19				218.95	1,553.63
		PR20-00022	12/20/19 Regular Payroll (Contribu	12/20/19				121.73	1,431.90
		BR20-00171	2nd interim mgr 52 O&M	01/31/20		116.00-			1,315.90
		PR20-00031	01/31/20 Regular Payroll (Contribu	01/31/20				218.95	1,096.95
		PR20-00034	02/28/20 Regular Payroll (Contribu	02/28/20				218.95	878.00
		PR20-00037	03/31/20 Regular Payroll (Contribu	03/31/20				219.34	658.66
		PR20-00042	04/30/20 Regular Payroll (Contribu	04/30/20				219.34	439.32
		PR20-00044	Salary Encumbrance between 05/01/20	04/30/20			438.68		.64
			Account Total	06/30/20	2,472.00	2,534.00	438.68	2,094.68	
010-3312-8150-0000-8100-400-56- -560 OASDI Clas,OngoMaint,New									
		BA20-00001	Adopted Budget,OB20-01,Fund 01	07/01/19	19,939.00	19,939.00			19,939.00
		PR20-00003	07/31/19 Regular Payroll (Contribu	07/31/19				1,613.80	18,325.20
		PR20-00006	08/30/19 Regular Payroll (Contribu	08/30/19				1,568.98	16,756.22
		PR20-00011	09/30/19 Regular Payroll (Contribu	09/30/19				1,690.69	15,065.53
		BR20-00031	1st interim O&M	10/19/19		67.00-			14,998.53
		BR20-00033	1st interim O&M	10/24/19		6.00			15,004.53
		BR20-00045	1st interim O&M	10/31/19		22.00-			14,982.53

Selection Filtered by User Permissions, (Org = 18, Online/Offline = N, Fiscal Year = 2020, Unposted JEs? = N, Ref#? = Y, Assets and Liabilities? = N, Restricted? = Y, Resource = 8150, Object Digits = 4, Page Break Lvl = )

ESCAPE ONLINE

**Detail for Dates 07/01/2019 through 06/30/2020** **Fiscal Year 2019/20**

Ref#	Pay To Name	Journal #	Description	Trans Date	Adopted Budget	Revised Budget	Encumbered	Expenditure	Account Balance
<b>Fund 010 - General (continued)</b>									
010-3312-8150-0000-8100-400-56- -560 OASDI Clas,OngoMaint,New (continued)									
		PR20-00014	10/31/19 Regular Payroll (Contribu	10/31/19				1,300.98	13,681.55
		PR20-00017	11/22/19 Regular Payroll (Contribu	11/22/19				1,620.52	12,061.03
		PR20-00022	12/20/19 Regular Payroll (Contribu	12/20/19				1,545.33	10,515.70
		BR20-00176	2nd interim mgr 56 O&M	01/31/20		1,280.00-			9,235.70
		BR20-00177	2nd interim mgr 56 O&M	01/31/20		1,087.00			10,322.70
		PR20-00031	01/31/20 Regular Payroll (Contribu	01/31/20				1,559.14	8,763.56
		PR20-00034	02/28/20 Regular Payroll (Contribu	02/28/20				1,546.07	7,217.49
		PR20-00037	03/31/20 Regular Payroll (Contribu	03/31/20				1,563.24	5,654.25
		BR20-00227	O&M Est Actuals	04/25/20		1,049.00-			4,605.25
		PR20-00042	04/30/20 Regular Payroll (Contribu	04/30/20				1,535.29	3,069.96
		PR20-00044	Salary Encumbrance between 05/01/20	04/30/20			3,070.58		.62-
		Account Total		06/30/20	19,939.00	18,614.00	3,070.58	15,544.04	
		<b>Total for Object 3312</b>			<b>22,411.00</b>	<b>21,148.00</b>	<b>3,509.26</b>	<b>17,638.72</b>	<b>.02</b>

010-3322-8150-0000-7300-400-52- -560 Medi Class,OngoMaint,New									
		BA20-00001	Adopted Budget,OB20-01,Fund 01	07/01/19	616.00	616.00			616.00
		PR20-00003	07/31/19 Regular Payroll (Contribu	07/31/19				51.33	564.67
		PR20-00006	08/30/19 Regular Payroll (Contribu	08/30/19				51.33	513.34
		PR20-00011	09/30/19 Regular Payroll (Contribu	09/30/19				51.33	462.01
		BR20-00031	1st interim O&M	10/19/19		4.00			466.01
		PR20-00014	10/31/19 Regular Payroll (Contribu	10/31/19				51.21	414.80
		PR20-00017	11/22/19 Regular Payroll (Contribu	11/22/19				51.21	363.59
		PR20-00022	12/20/19 Regular Payroll (Contribu	12/20/19				51.21	312.38
		BR20-00171	2nd interim mgr 52 O&M	01/31/20		4.00-			308.38
		PR20-00031	01/31/20 Regular Payroll (Contribu	01/31/20				51.21	257.17
		PR20-00034	02/28/20 Regular Payroll (Contribu	02/28/20				51.21	205.96
		PR20-00037	03/31/20 Regular Payroll (Contribu	03/31/20				51.30	154.66
		PR20-00042	04/30/20 Regular Payroll (Contribu	04/30/20				51.30	103.36
		PR20-00044	Salary Encumbrance between 05/01/20	04/30/20			102.60		.76
		Account Total		06/30/20	616.00	616.00	102.60	512.64	

010-3322-8150-0000-8100-400-56- -560 Medi Class,OngoMaint,New									
		BA20-00001	Adopted Budget,OB20-01,Fund 01	07/01/19	4,664.00	4,664.00			4,664.00
		PR20-00003	07/31/19 Regular Payroll (Contribu	07/31/19				377.42	4,286.58

Selection Filtered by User Permissions, (Org = 18, Online/Offline = N, Fiscal Year = 2020, Unposted JEs? = N, Ref#? = Y, Assets and Liabilities? = N, Restricted? = Y, Resource = 8150, Object Digits = 4, Page Break Lvl = )

ESCAPE ONLINE

**Detail for Dates 07/01/2019 through 06/30/2020** **Fiscal Year 2019/20**

Ref#	Pay To Name	Journal #	Description	Trans Date	Adopted Budget	Revised Budget	Encumbered	Expenditure	Account Balance
<b>Fund 010 - General (continued)</b>									
010-3322-8150-0000-8100-400-56- -560 Medi Class,OngoMaint,New (continued)									
		PR20-00006	08/30/19 Regular Payroll (Contribu	08/30/19				366.94	3,919.64
		PR20-00011	09/30/19 Regular Payroll (Contribu	09/30/19				395.40	3,524.24
		BR20-00031	1st interim O&M	10/19/19		16.00-			3,508.24
		BR20-00045	1st interim O&M	10/31/19		4.00-			3,504.24
		PR20-00014	10/31/19 Regular Payroll (Contribu	10/31/19				304.26	3,199.98
		PR20-00017	11/22/19 Regular Payroll (Contribu	11/22/19				378.99	2,820.99
		PR20-00022	12/20/19 Regular Payroll (Contribu	12/20/19				361.42	2,459.57
		BR20-00176	2nd interim mgr 56 O&M	01/31/20		299.00-			2,160.57
		BR20-00177	2nd interim mgr 56 O&M	01/31/20		254.00			2,414.57
		PR20-00031	01/31/20 Regular Payroll (Contribu	01/31/20				364.65	2,049.92
		PR20-00034	02/28/20 Regular Payroll (Contribu	02/28/20				361.60	1,688.32
		PR20-00037	03/31/20 Regular Payroll (Contribu	03/31/20				365.60	1,322.72
		BR20-00227	O&M Est Actuals	04/25/20		245.00-			1,077.72
		PR20-00042	04/30/20 Regular Payroll (Contribu	04/30/20				359.05	718.67
		PR20-00044	Salary Encumbrance between 05/01/20	04/30/20			718.14		.53
			Account Total	06/30/20	4,664.00	4,354.00	718.14	3,635.33	
			<b>Total for Object 3322</b>		<b>5,280.00</b>	<b>4,970.00</b>	<b>820.74</b>	<b>4,147.97</b>	<b>1.29</b>

010-3402-8150-0000-7300-400-52- -560 H&W Class,OngoMaint,New K									
		BA20-00001	Adopted Budget,OB20-01,Fund 01	07/01/19	8,347.00	8,347.00			8,347.00
		PR20-00003	07/31/19 Regular Payroll (Contribu	07/31/19				695.54	7,651.46
		PR20-00006	08/30/19 Regular Payroll (Contribu	08/30/19				695.54	6,955.92
		PR20-00011	09/30/19 Regular Payroll (Contribu	09/30/19				695.54	6,260.38
		PR20-00014	10/31/19 Regular Payroll (Contribu	10/31/19				695.54	5,564.84
		PR20-00017	11/22/19 Regular Payroll (Contribu	11/22/19				695.54	4,869.30
		PR20-00022	12/20/19 Regular Payroll (Contribu	12/20/19				695.54	4,173.76
		BR20-00171	2nd interim mgr 52 O&M	01/31/20		629.00-			3,544.76
		PR20-00031	01/31/20 Regular Payroll (Contribu	01/31/20				695.54	2,849.22
		PR20-00034	02/28/20 Regular Payroll (Contribu	02/28/20				695.54	2,153.68
		PR20-00037	03/31/20 Regular Payroll (Contribu	03/31/20				538.39	1,615.29
		PR20-00042	04/30/20 Regular Payroll (Contribu	04/30/20				538.39	1,076.90
		PR20-00044	Salary Encumbrance between 05/01/20	04/30/20			1,076.78		.12
			Account Total	06/30/20	8,347.00	7,718.00	1,076.78	6,641.10	

Selection Filtered by User Permissions, (Org = 18, Online/Offline = N, Fiscal Year = 2020, Unposted JEs? = N, Ref#? = Y, Assets and Liabilities? = N, Restricted? = Y, Resource = 8150, Object Digits = 4, Page Break Lvl = )

ESCAPE ONLINE

**Detail for Dates 07/01/2019 through 06/30/2020** **Fiscal Year 2019/20**

Ref#	Pay To Name	Journal #	Description	Trans Date	Adopted Budget	Revised Budget	Encumbered	Expenditure	Account Balance
<b>Fund 010 - General (continued)</b>									
010-3402-8150-0000-8100-400-56- -560 H&W Class,OngoMaint,New K									
		BA20-00001	Adopted Budget,OB20-01,Fund 01	07/01/19	125,405.00	125,405.00			125,405.00
		PR20-00003	07/31/19 Regular Payroll (Contribu	07/31/19				10,450.40	114,954.60
		PR20-00006	08/30/19 Regular Payroll (Contribu	08/30/19				10,450.40	104,504.20
		PR20-00011	09/30/19 Regular Payroll (Contribu	09/30/19				10,450.40	94,053.80
		BR20-00030	1st interim O&M	10/19/19		32.00-			94,021.80
		PR20-00014	10/31/19 Regular Payroll (Contribu	10/31/19				8,385.95	85,635.85
		PR20-00017	11/22/19 Regular Payroll (Contribu	11/22/19				10,704.40	74,931.45
		PR20-00022	12/20/19 Regular Payroll (Contribu	12/20/19				10,704.40	64,227.05
		PR20-00031	01/31/20 Regular Payroll (Contribu	01/31/20				10,704.40	53,522.65
		PR20-00034	02/28/20 Regular Payroll (Contribu	02/28/20				10,704.40	42,818.25
		PR20-00037	03/31/20 Regular Payroll (Contribu	03/31/20				10,704.40	32,113.85
		PR20-00042	04/30/20 Regular Payroll (Contribu	04/30/20				10,704.40	21,409.45
		PR20-00044	Salary Encumbrance between 05/01/19	04/30/20			21,408.80		.65
			Account Total	06/30/20	125,405.00	125,373.00	21,408.80	103,963.55	
			<b>Total for Object 3402</b>		<b>133,752.00</b>	<b>133,091.00</b>	<b>22,485.58</b>	<b>110,604.65</b>	<b>.77</b>
010-3502-8150-0000-7300-400-52- -560 SUI Class,OngoMaint,New K									
		BA20-00001	Adopted Budget,OB20-01,Fund 01	07/01/19	22.00	22.00			22.00
		PR20-00003	07/31/19 Regular Payroll (Contribu	07/31/19				1.78	20.22
		PR20-00006	08/30/19 Regular Payroll (Contribu	08/30/19				1.78	18.44
		PR20-00011	09/30/19 Regular Payroll (Contribu	09/30/19				1.78	16.66
		BR20-00031	1st interim O&M	10/19/19		1.00-			15.66
		PR20-00014	10/31/19 Regular Payroll (Contribu	10/31/19				1.78	13.88
		PR20-00017	11/22/19 Regular Payroll (Contribu	11/22/19				1.78	12.10
		PR20-00022	12/20/19 Regular Payroll (Contribu	12/20/19				1.78	10.32
		PR20-00031	01/31/20 Regular Payroll (Contribu	01/31/20				1.78	8.54
		PR20-00034	02/28/20 Regular Payroll (Contribu	02/28/20				1.78	6.76
		PR20-00037	03/31/20 Regular Payroll (Contribu	03/31/20				1.78	4.98
		PR20-00042	04/30/20 Regular Payroll (Contribu	04/30/20				1.78	3.20
		PR20-00044	Salary Encumbrance between 05/01/19	04/30/20			3.56		.36-
			Account Total	06/30/20	22.00	21.00	3.56	17.80	
010-3502-8150-0000-8100-400-56- -560 SUI Class,OngoMaint,New K									
		BA20-00001	Adopted Budget,OB20-01,Fund 01	07/01/19	163.00	163.00			163.00

Selection Filtered by User Permissions, (Org = 18, Online/Offline = N, Fiscal Year = 2020, Unposted JEs? = N, Ref#? = Y, Assets and Liabilities? = N, Restricted? = Y, Resource = 8150, Object Digits = 4, Page Break Lvl = )

ESCAPE ONLINE

**Detail for Dates 07/01/2019 through 06/30/2020** **Fiscal Year 2019/20**

Ref#	Pay To Name	Journal #	Description	Trans Date	Adopted Budget	Revised Budget	Encumbered	Expenditure	Account Balance
<b>Fund 010 - General (continued)</b>									
010-3502-8150-0000-8100-400-56- -560 SUI Class,OngoMaint,New K (continued)									
		PR20-00003	07/31/19 Regular Payroll (Contribu	07/31/19				13.15	149.85
		PR20-00006	08/30/19 Regular Payroll (Contribu	08/30/19				12.78	137.07
		PR20-00011	09/30/19 Regular Payroll (Contribu	09/30/19				13.76	123.31
		BR20-00031	1st interim O&M	10/19/19		3.00-			120.31
		PR20-00014	10/31/19 Regular Payroll (Contribu	10/31/19				10.58	109.73
		PR20-00017	11/22/19 Regular Payroll (Contribu	11/22/19				13.15	96.58
		PR20-00022	12/20/19 Regular Payroll (Contribu	12/20/19				12.54	84.04
		BR20-00176	2nd interim mgr 56 O&M	01/31/20		9.00-			75.04
		BR20-00177	2nd interim mgr 56 O&M	01/31/20		9.00			84.04
		PR20-00031	01/31/20 Regular Payroll (Contribu	01/31/20				12.65	71.39
		PR20-00034	02/28/20 Regular Payroll (Contribu	02/28/20				12.55	58.84
		PR20-00037	03/31/20 Regular Payroll (Contribu	03/31/20				12.68	46.16
		BR20-00227	O&M Est Actuals	04/25/20		8.00-			38.16
		PR20-00042	04/30/20 Regular Payroll (Contribu	04/30/20				12.45	25.71
		PR20-00044	Salary Encumbrance between 05/01/20	04/30/20			24.92		.79
			Account Total	06/30/20	163.00	152.00	24.92	126.29	
			<b>Total for Object 3502</b>		<b>185.00</b>	<b>173.00</b>	<b>28.48</b>	<b>144.09</b>	<b>.43</b>

010-3602-8150-0000-7300-400-52- -560 WC Class,OngoMaint,New K-									
		BA20-00001	Adopted Budget,OB20-01,Fund 01	07/01/19	1,317.00	1,317.00			1,317.00
		PR20-00003	07/31/19 Regular Payroll (Contribu	07/31/19				70.89	1,246.11
		PR20-00006	08/30/19 Regular Payroll (Contribu	08/30/19				70.89	1,175.22
		PR20-00011	09/30/19 Regular Payroll (Contribu	09/30/19				70.89	1,104.33
		IFC20-00012	Jul to Sep Payroll WC fr 1.99 to 2.:	10/12/19				20.66	1,083.67
		IFC20-00012	Jul to Sep Payroll WC fr 1.99 to 2.:	10/12/19				20.66	1,063.01
		IFC20-00012	Jul to Sep Payroll WC fr 1.99 to 2.:	10/12/19				20.66	1,042.35
		BR20-00031	1st interim O&M	10/19/19		218.00-			824.35
		PR20-00014	10/31/19 Regular Payroll (Contribu	10/31/19				91.56	732.79
		PR20-00017	11/22/19 Regular Payroll (Contribu	11/22/19				91.56	641.23
		PR20-00022	12/20/19 Regular Payroll (Contribu	12/20/19				91.56	549.67
		PR20-00031	01/31/20 Regular Payroll (Contribu	01/31/20				91.56	458.11
		PR20-00034	02/28/20 Regular Payroll (Contribu	02/28/20				91.56	366.55
		PR20-00037	03/31/20 Regular Payroll (Contribu	03/31/20				91.56	274.99

Selection Filtered by User Permissions, (Org = 18, Online/Offline = N, Fiscal Year = 2020, Unposted JEs? = N, Ref#? = Y, Assets and Liabilities? = N, Restricted? = Y, Resource = 8150, Object Digits = 4, Page Break Lvl = )

ESCAPE ONLINE

**Detail for Dates 07/01/2019 through 06/30/2020** **Fiscal Year 2019/20**

Ref#	Pay To Name	Journal #	Description	Trans Date	Adopted Budget	Revised Budget	Encumbered	Expenditure	Account Balance
<b>Fund 010 - General (continued)</b>									
010-3602-8150-0000-7300-400-52- -560 WC Class,OngoMaint,New K- (continued)									
		PR20-00042	04/30/20 Regular Payroll (Contribu	04/30/20				91.56	183.43
		PR20-00044	Salary Encumbrance between 05/	04/30/20			183.12		.31
			Account Total	06/30/20	1,317.00	1,099.00	183.12	915.57	
010-3602-8150-0000-8100-400-56- -560 WC Class,OngoMaint,New K-									
		BA20-00001	Adopted Budget,OB20-01,Fund 01	07/01/19	9,851.00	9,851.00			9,851.00
		PR20-00003	07/31/19 Regular Payroll (Contribu	07/31/19				523.01	9,327.99
		PR20-00006	08/30/19 Regular Payroll (Contribu	08/30/19				508.62	8,819.37
		PR20-00011	09/30/19 Regular Payroll (Contribu	09/30/19				547.69	8,271.68
		IFC20-00012	Jul to Sep Payroll WC fr 1.99 to 2.:	10/12/19				27.39	8,244.29
		IFC20-00012	Jul to Sep Payroll WC fr 1.99 to 2.:	10/12/19				27.39	8,216.90
		IFC20-00012	Jul to Sep Payroll WC fr 1.99 to 2.:	10/12/19				31.55	8,185.35
		IFC20-00012	Jul to Sep Payroll WC fr 1.99 to 2.:	10/12/19				23.65	8,161.70
		IFC20-00012	Jul to Sep Payroll WC fr 1.99 to 2.:	10/12/19				23.02	8,138.68
		IFC20-00012	Jul to Sep Payroll WC fr 1.99 to 2.:	10/12/19				24.42	8,114.26
		IFC20-00012	Jul to Sep Payroll WC fr 1.99 to 2.:	10/12/19				2.77	8,111.49
		IFC20-00012	Jul to Sep Payroll WC fr 1.99 to 2.:	10/12/19				1.01	8,110.48
		IFC20-00012	Jul to Sep Payroll WC fr 1.99 to 2.:	10/12/19				44.49	8,065.99
		IFC20-00012	Jul to Sep Payroll WC fr 1.99 to 2.:	10/12/19				44.49	8,021.50
		IFC20-00012	Jul to Sep Payroll WC fr 1.99 to 2.:	10/12/19				46.92	7,974.58
		IFC20-00012	Jul to Sep Payroll WC fr 1.99 to 2.:	10/12/19				.79	7,973.79
		IFC20-00012	Jul to Sep Payroll WC fr 1.99 to 2.:	10/12/19				26.02	7,947.77
		IFC20-00012	Jul to Sep Payroll WC fr 1.99 to 2.:	10/12/19				26.02	7,921.75
		IFC20-00012	Jul to Sep Payroll WC fr 1.99 to 2.:	10/12/19				26.02	7,895.73
		IFC20-00012	Jul to Sep Payroll WC fr 1.99 to 2.:	10/12/19				27.32	7,868.41
		IFC20-00012	Jul to Sep Payroll WC fr 1.99 to 2.:	10/12/19				27.32	7,841.09
		IFC20-00012	Jul to Sep Payroll WC fr 1.99 to 2.:	10/12/19				29.71	7,811.38
		BR20-00031	1st interim O&M	10/19/19		1,614.00-			6,197.38
		BR20-00033	1st interim O&M	10/24/19		4.00			6,201.38
		BR20-00045	1st interim O&M	10/31/19		10.00-			6,191.38
		PR20-00014	10/31/19 Regular Payroll (Contribu	10/31/19				543.12	5,648.26
		PR20-00017	11/22/19 Regular Payroll (Contribu	11/22/19				675.82	4,972.44
		PR20-00022	12/20/19 Regular Payroll (Contribu	12/20/19				644.65	4,327.79

Selection Filtered by User Permissions, (Org = 18, Online/Offline = N, Fiscal Year = 2020, Unposted JEs? = N, Ref#? = Y, Assets and Liabilities? = N, Restricted? = Y, Resource = 8150, Object Digits = 4, Page Break Lvl = )

ESCAPE ONLINE

**Detail for Dates 07/01/2019 through 06/30/2020** **Fiscal Year 2019/20**

Ref#	Pay To Name	Journal #	Description	Trans Date	Adopted Budget	Revised Budget	Encumbered	Expenditure	Account Balance
<b>Fund 010 - General (continued)</b>									
010-3602-8150-0000-8100-400-56- -560 WC Class,OngoMaint,New K- (continued)									
		BR20-00176	2nd interim mgr 56 O&M	01/31/20		475.00-			3,852.79
		BR20-00177	2nd interim mgr 56 O&M	01/31/20		451.00			4,303.79
		PR20-00031	01/31/20 Regular Payroll (Contribu	01/31/20				650.37	3,653.42
		PR20-00034	02/28/20 Regular Payroll (Contribu	02/28/20				644.95	3,008.47
		PR20-00037	03/31/20 Regular Payroll (Contribu	03/31/20				652.07	2,356.40
		BR20-00227	O&M Est Actuals	04/25/20		434.00-			1,922.40
		PR20-00042	04/30/20 Regular Payroll (Contribu	04/30/20				640.47	1,281.93
		PR20-00044	Salary Encumbrance between 05/01/20	04/30/20			1,280.96		.97
		Account Total		06/30/20	9,851.00	7,773.00	1,280.96	6,491.07	
		<b>Total for Object 3602</b>			<b>11,168.00</b>	<b>8,872.00</b>	<b>1,464.08</b>	<b>7,406.64</b>	<b>1.28</b>

010-3702-8150-0000-7300-400-52- -560 RetBenClas,OngoMaint,New									
		BA20-00001	Adopted Budget,OB20-01,Fund 01	07/01/19	428.00	428.00			428.00
		PR20-00003	07/31/19 Regular Payroll (Contribu	07/31/19				35.63	392.37
		PR20-00006	08/30/19 Regular Payroll (Contribu	08/30/19				35.63	356.74
		PR20-00011	09/30/19 Regular Payroll (Contribu	09/30/19				35.63	321.11
		BR20-00031	1st interim O&M	10/19/19		1.00-			320.11
		PR20-00014	10/31/19 Regular Payroll (Contribu	10/31/19				35.63	284.48
		PR20-00017	11/22/19 Regular Payroll (Contribu	11/22/19				35.63	248.85
		PR20-00022	12/20/19 Regular Payroll (Contribu	12/20/19				35.63	213.22
		BR20-00171	2nd interim mgr 52 O&M	01/31/20		1.00			214.22
		PR20-00031	01/31/20 Regular Payroll (Contribu	01/31/20				35.63	178.59
		PR20-00034	02/28/20 Regular Payroll (Contribu	02/28/20				35.63	142.96
		PR20-00037	03/31/20 Regular Payroll (Contribu	03/31/20				35.63	107.33
		PR20-00042	04/30/20 Regular Payroll (Contribu	04/30/20				35.63	71.70
		PR20-00044	Salary Encumbrance between 05/01/20	04/30/20			71.26		.44
		Account Total		06/30/20	428.00	428.00	71.26	356.30	

010-3702-8150-0000-8100-400-56- -560 RetBenClas,OngoMaint,New									
		BA20-00001	Adopted Budget,OB20-01,Fund 01	07/01/19	2,957.00	2,957.00			2,957.00
		PR20-00003	07/31/19 Regular Payroll (Contribu	07/31/19				256.68	2,700.32
		PR20-00006	08/30/19 Regular Payroll (Contribu	08/30/19				256.68	2,443.64
		PR20-00011	09/30/19 Regular Payroll (Contribu	09/30/19				248.31	2,195.33
		BR20-00031	1st interim O&M	10/19/19		14.00			2,209.33

Selection Filtered by User Permissions, (Org = 18, Online/Offline = N, Fiscal Year = 2020, Unposted JEs? = N, Ref#? = Y, Assets and Liabilities? = N, Restricted? = Y, Resource = 8150, Object Digits = 4, Page Break Lvl = )

ESCAPE ONLINE



**Detail for Dates 07/01/2019 through 06/30/2020** **Fiscal Year 2019/20**

Ref#	Pay To Name	Journal #	Description	Trans Date	Adopted Budget	Revised Budget	Encumbered	Expenditure	Account Balance
<b>Fund 010 - General (continued)</b>									
010-3702-8150-0000-8100-400-56- -560 RetBenClas,OngoMaint,New (continued)									
		BR20-00045	1st interim O&M	10/31/19		3.00-			2,206.33
		PR20-00014	10/31/19 Regular Payroll (Contribu	10/31/19				200.11	2,006.22
		PR20-00017	11/22/19 Regular Payroll (Contribu	11/22/19				249.50	1,756.72
		PR20-00022	12/20/19 Regular Payroll (Contribu	12/20/19				249.22	1,507.50
		BR20-00176	2nd interim mgr 56 O&M	01/31/20		12.00-			1,495.50
		PR20-00031	01/31/20 Regular Payroll (Contribu	01/31/20				249.22	1,246.28
		PR20-00034	02/28/20 Regular Payroll (Contribu	02/28/20				249.22	997.06
		PR20-00037	03/31/20 Regular Payroll (Contribu	03/31/20				249.22	747.84
		PR20-00042	04/30/20 Regular Payroll (Contribu	04/30/20				249.22	498.62
		PR20-00044	Salary Encumbrance between 05/01/20	04/30/20			498.44		.18
			Account Total	06/30/20	2,957.00	2,956.00	498.44	2,457.38	
			<b>Total for Object 3702</b>		<b>3,385.00</b>	<b>3,384.00</b>	<b>569.70</b>	<b>2,813.68</b>	<b>.62</b>

010-4300-8150-0000-8100-400-56- -560 Matts&Supp,OngoMaint,New									
		BA20-00001	Adopted Budget,OB20-01,Fund 01	07/01/19	70,000.00	70,000.00			70,000.00
P20-00023	Lincoln Aquatics	EN20-00020	2019-2020 Pool Maintenance Sup	07/01/19			21,850.00		48,150.00
P20-00028	Hillyard/San Francisco	EN20-00033	EUSD. Cleaning Supplies 19/20	07/01/19			30,590.00		17,560.00
P20-00029	Grainger	EN20-00034	To Purchase Maintenance Supplie	07/01/19			3,277.50		14,282.50
P20-00039	Dept of Industrial Relatic	EN20-00045	Elevator Permits 2019/2020	07/02/19			675.00		13,607.50
P20-00049	Home Depot/GECF	EN20-00061	supplies 2019/2020	07/15/19			7,647.50		5,960.00
P20-00023	Lincoln Aquatics	EN20-00112	2019-2020 Pool Maintenance Sup	07/26/19			156.83-		6,116.83
P20-00023	Lincoln Aquatics	EX20-00102	2019-2020 Pool Maintenance Sup	07/26/19				156.83	5,960.00
P20-00028	Hillyard/San Francisco	EN20-00143	EUSD. Cleaning Supplies 19/20	08/02/19			1,471.48-		7,431.48
P20-00023	Lincoln Aquatics	EN20-00144	2019-2020 Pool Maintenance Sup	08/02/19			203.55-		7,635.03
P20-00028	Hillyard	EX20-00150	EUSD. Cleaning Supplies 19/20	08/02/19				1,111.84	6,523.19
P20-00028	Hillyard	EX20-00151	EUSD. Cleaning Supplies 19/20	08/02/19				359.64	6,163.55
P20-00023	Lincoln Aquatics	EX20-00152	2019-2020 Pool Maintenance Sup	08/02/19				110.82	6,052.73
P20-00023	Lincoln Aquatics	EX20-00153	2019-2020 Pool Maintenance Sup	08/02/19				92.73	5,960.00
P20-00049	Home Depot/GECF	EN20-00207	supplies 2019/2020	08/14/19			485.04-		6,445.04
P20-00023	Lincoln Aquatics	EN20-00210	2019-2020 Pool Maintenance Sup	08/14/19			111.61-		6,556.65
P20-00049	Home Depot/GECF	EX20-00201	supplies 2019/2020	08/14/19				485.04	6,071.61
P20-00023	Lincoln Aquatics	EX20-00204	2019-2020 Pool Maintenance Sup	08/14/19				111.61	5,960.00
P20-00023	Lincoln Aquatics	EN20-00278	2019-2020 Pool Maintenance Sup	09/06/19			1,489.72-		7,449.72

Selection Filtered by User Permissions, (Org = 18, Online/Offline = N, Fiscal Year = 2020, Unposted JEs? = N, Ref#? = Y, Assets and Liabilities? = N, Restricted? = Y, Resource = 8150, Object Digits = 4, Page Break Lvl = )

ESCAPE ONLINE

**Detail for Dates 07/01/2019 through 06/30/2020** **Fiscal Year 2019/20**

Ref#	Pay To Name	Journal #	Description	Trans Date	Adopted Budget	Revised Budget	Encumbered	Expenditure	Account Balance
<b>Fund 010 - General (continued)</b>									
010-4300-8150-0000-8100-400-56- -560 Mats&Supp,OngoMaint,New (continued)									
P20-00023	Lincoln Aquatics	EX20-00249	2019-2020 Pool Maintenance Sup	09/06/19				115.93	7,333.79
P20-00023	Lincoln Aquatics	EX20-00250	2019-2020 Pool Maintenance Sup	09/06/19				1,048.80	6,284.99
P20-00023	Lincoln Aquatics	EX20-00251	2019-2020 Pool Maintenance Sup	09/06/19				111.61	6,173.38
P20-00023	Lincoln Aquatics	EX20-00252	2019-2020 Pool Maintenance Sup	09/06/19				110.43	6,062.95
P20-00023	Lincoln Aquatics	EX20-00253	2019-2020 Pool Maintenance Sup	09/06/19				102.95	5,960.00
P20-00049	Home Depot/GECF	EN20-00345	supplies 2019/2020	09/16/19			1,623.22-		7,583.22
P20-00049	Home Depot/GECF	EX20-00307	supplies 2019/2020	09/16/19				1,623.22	5,960.00
P20-00023	Lincoln Aquatics	EN20-00354	2019-2020 Pool Maintenance Sup	09/19/19			915.52-		6,875.52
P20-00023	Lincoln Aquatics	EX20-00315	2019-2020 Pool Maintenance Sup	09/19/19				915.52	5,960.00
P20-00023	Lincoln Aquatics	EN20-00368	2019-2020 Pool Maintenance Sup	09/24/19			114.75-		6,074.75
P20-00023	Lincoln Aquatics	EX20-00335	2019-2020 Pool Maintenance Sup	09/24/19				114.75	5,960.00
P20-00023	Lincoln Aquatics	EN20-00418	2019-2020 Pool Maintenance Sup	10/08/19			3,601.52-		9,561.52
P20-00023	Lincoln Aquatics	EX20-00385	2019-2020 Pool Maintenance Sup	10/08/19				76.03	9,485.49
P20-00023	Lincoln Aquatics	EX20-00386	2019-2020 Pool Maintenance Sup	10/08/19				1,048.80	8,436.69
P20-00023	Lincoln Aquatics	EX20-00387	2019-2020 Pool Maintenance Sup	10/08/19				1,042.25	7,394.44
P20-00023	Lincoln Aquatics	EX20-00388	2019-2020 Pool Maintenance Sup	10/08/19				119.08	7,275.36
P20-00023	Lincoln Aquatics	EX20-00389	2019-2020 Pool Maintenance Sup	10/08/19				115.15	7,160.21
P20-00023	Lincoln Aquatics	EX20-00390	2019-2020 Pool Maintenance Sup	10/08/19				123.80	7,036.41
P20-00023	Lincoln Aquatics	EX20-00391	2019-2020 Pool Maintenance Sup	10/08/19				839.04	6,197.37
P20-00023	Lincoln Aquatics	EX20-00392	2019-2020 Pool Maintenance Sup	10/08/19				129.70	6,067.67
P20-00023	Lincoln Aquatics	EX20-00393	2019-2020 Pool Maintenance Sup	10/08/19				107.67	5,960.00
P20-00049	Home Depot/GECF	EN20-00448	supplies 2019/2020	10/10/19			1,697.77-		7,657.77
P20-00049	Home Depot/GECF	EX20-00433	supplies 2019/2020	10/10/19				1,697.77	5,960.00
		BR20-00016	1st interim O&M 10%	10/14/19		7,000.00-			1,040.00-
		BR20-00030	1st interim O&M	10/19/19		1,040.00			.00
		BR20-00032	1st interim O&M	10/19/19		4,495.00			4,495.00
		BR20-00033	1st interim O&M	10/24/19		123.00-			4,372.00
P20-00023	Lincoln Aquatics	EN20-00512	2019-2020 Pool Maintenance Sup	10/25/19			1,048.80-		5,420.80
P20-00023	Lincoln Aquatics	EX20-00493	2019-2020 Pool Maintenance Sup	10/25/19				1,048.80	4,372.00
		BR20-00041	1st interim O&M	10/31/19		6,555.00			10,927.00
P20-00028	Hillyard/San Francisco	EN20-00524	EUSD. Cleaning Supplies 19/20	10/31/19			6,555.00		4,372.00
P20-00028	Hillyard/San Francisco	EN20-00536	EUSD. Cleaning Supplies 19/20	11/01/19			8,713.21-		13,085.21

Selection Filtered by User Permissions, (Org = 18, Online/Offline = N, Fiscal Year = 2020, Unposted JEs? = N, Ref#? = Y, Assets and Liabilities? = N, Restricted? = Y, Resource = 8150, Object Digits = 4, Page Break Lvl = )

ESCAPE ONLINE

**Detail for Dates 07/01/2019 through 06/30/2020** **Fiscal Year 2019/20**

Ref#	Pay To Name	Journal #	Description	Trans Date	Adopted Budget	Revised Budget	Encumbered	Expenditure	Account Balance
<b>Fund 010 - General (continued)</b>									
010-4300-8150-0000-8100-400-56- -560 Mats&Supp,OngoMaint,New (continued)									
P20-00049	Home Depot/GECF	EN20-00537	supplies 2019/2020	11/01/19			373.59-		13,458.80
P20-00023	Lincoln Aquatics	EN20-00539	2019-2020 Pool Maintenance Sup	11/01/19			97.45-		13,556.25
P20-00028	Hillyard	EX20-00511	EUSD. Cleaning Supplies 19/20	11/01/19				953.06	12,603.19
P20-00028	Hillyard	EX20-00512	EUSD. Cleaning Supplies 19/20	11/01/19				2,566.75	10,036.44
P20-00028	Hillyard	EX20-00513	EUSD. Cleaning Supplies 19/20	11/01/19				701.41	9,335.03
P20-00028	Hillyard	EX20-00514	EUSD. Cleaning Supplies 19/20	11/01/19				714.38	8,620.65
P20-00028	Hillyard	EX20-00515	EUSD. Cleaning Supplies 19/20	11/01/19				1,452.71	7,167.94
P20-00028	Hillyard	EX20-00516	EUSD. Cleaning Supplies 19/20	11/01/19				86.02	7,081.92
P20-00028	Hillyard	EX20-00517	EUSD. Cleaning Supplies 19/20	11/01/19				440.45	6,641.47
P20-00028	Hillyard	EX20-00518	EUSD. Cleaning Supplies 19/20	11/01/19				103.87	6,537.60
P20-00028	Hillyard	EX20-00519	EUSD. Cleaning Supplies 19/20	11/01/19				1,551.08	4,986.52
P20-00028	Hillyard	EX20-00520	EUSD. Cleaning Supplies 19/20	11/01/19				143.48	4,843.04
P20-00049	Home Depot/GECF	EX20-00521	supplies 2019/2020	11/01/19				373.59	4,469.45
P20-00023	Lincoln Aquatics	EX20-00523	2019-2020 Pool Maintenance Sup	11/01/19				97.45	4,372.00
P20-00228	ANDA Press	EN20-00545	Business Cards	11/04/19			50.00		4,322.00
P20-00228	ANDA Press	EN20-00548	Business Cards	11/05/19			50.00-		4,372.00
P20-00228	ANDA Press	EN20-00549	Business Cards	11/05/19			54.63		4,317.37
P20-00029	Grainger	EN20-00597	To Purchase Maintenance Supplie	11/20/19			421.13-		4,738.50
P20-00028	Hillyard/San Francisco	EN20-00598	EUSD. Cleaning Supplies 19/20	11/20/19			757.52-		5,496.02
P20-00023	Lincoln Aquatics	EN20-00602	2019-2020 Pool Maintenance Sup	11/20/19			2,101.07-		7,597.09
P20-00029	Grainger	EX20-00595	To Purchase Maintenance Supplie	11/20/19				261.94	7,335.15
P20-00029	Grainger	EX20-00596	To Purchase Maintenance Supplie	11/20/19				159.19	7,175.96
P20-00028	Hillyard	EX20-00597	EUSD. Cleaning Supplies 19/20	11/20/19				142.23	7,033.73
P20-00028	Hillyard	EX20-00598	EUSD. Cleaning Supplies 19/20	11/20/19				615.29	6,418.44
P20-00023	Lincoln Aquatics	EX20-00606	2019-2020 Pool Maintenance Sup	11/20/19				113.57	6,304.87
P20-00023	Lincoln Aquatics	EX20-00607	2019-2020 Pool Maintenance Sup	11/20/19				118.29	6,186.58
P20-00023	Lincoln Aquatics	EX20-00608	2019-2020 Pool Maintenance Sup	11/20/19				95.48	6,091.10
P20-00023	Lincoln Aquatics	EX20-00609	2019-2020 Pool Maintenance Sup	11/20/19				872.91	5,218.19
P20-00023	Lincoln Aquatics	EX20-00610	2019-2020 Pool Maintenance Sup	11/20/19				135.20	5,082.99
P20-00023	Lincoln Aquatics	EX20-00611	2019-2020 Pool Maintenance Sup	11/20/19				765.62	4,317.37
P20-00029	Grainger	EN20-00619	To Purchase Maintenance Supplie	11/22/19			.73-		4,318.10
P20-00029	Grainger	EX20-00643	To Purchase Maintenance Supplie	11/22/19				.73	4,317.37

Selection Filtered by User Permissions, (Org = 18, Online/Offline = N, Fiscal Year = 2020, Unposted JEs? = N, Ref#? = Y, Assets and Liabilities? = N, Restricted? = Y, Resource = 8150, Object Digits = 4, Page Break Lvl = )

ESCAPE ONLINE

**Detail for Dates 07/01/2019 through 06/30/2020** **Fiscal Year 2019/20**

Ref#	Pay To Name	Journal #	Description	Trans Date	Adopted Budget	Revised Budget	Encumbered	Expenditure	Account Balance
<b>Fund 010 - General (continued)</b>									
010-4300-8150-0000-8100-400-56- -560 Mats&Supp,OngoMaint,New (continued)									
P20-00023	Lincoln Aquatics	EN20-00638	2019-2020 Pool Maintenance Sup	12/04/19			97.05-		4,414.42
	BankCard Center	EX20-00656	NOVMEBER 2019 CREDIT CARD	12/04/19				30.00	4,384.42
P20-00023	Lincoln Aquatics	EX20-00658	2019-2020 Pool Maintenance Sup	12/04/19				97.05	4,287.37
P20-00242	FASTSIGNS Oakland	EN20-00644	Signage for field	12/05/19			2,417.41		1,869.96
P20-00029	Grainger	EN20-00652	To Purchase Maintenance Supplie	12/10/19			193.94-		2,063.90
P20-00028	Hillyard/San Francisco	EN20-00653	EUSD. Cleaning Supplies 19/20	12/10/19			1,907.19-		3,971.09
P20-00023	Lincoln Aquatics	EN20-00660	2019-2020 Pool Maintenance Sup	12/10/19			84.47-		4,055.56
P20-00228	ANDA Press	EN20-00679	Business Cards	12/10/19			54.63-		4,110.19
P20-00242	FASTSIGNS Oakland	EN20-00681	Signage for field	12/10/19			2,417.41-		6,527.60
P20-00029	Grainger	EX20-00669	To Purchase Maintenance Supplie	12/10/19				193.94	6,333.66
P20-00028	Hillyard	EX20-00670	EUSD. Cleaning Supplies 19/20	12/10/19				1,907.19	4,426.47
P20-00023	Lincoln Aquatics	EX20-00677	2019-2020 Pool Maintenance Sup	12/10/19				84.47	4,342.00
P20-00029	Grainger	EN20-00702	To Purchase Maintenance Supplie	12/17/19			90.84-		4,432.84
P20-00028	Hillyard/San Francisco	EN20-00703	EUSD. Cleaning Supplies 19/20	12/17/19			693.91-		5,126.75
P20-00023	Lincoln Aquatics	EN20-00706	2019-2020 Pool Maintenance Sup	12/17/19			137.47-		5,264.22
P20-00029	Grainger	EX20-00737	To Purchase Maintenance Supplie	12/17/19				90.84	5,173.38
P20-00028	Hillyard	EX20-00738	EUSD. Cleaning Supplies 19/20	12/17/19				693.91	4,479.47
P20-00023	Lincoln Aquatics	EX20-00741	2019-2020 Pool Maintenance Sup	12/17/19				60.87	4,418.60
P20-00023	Lincoln Aquatics	EX20-00742	2019-2020 Pool Maintenance Sup	12/17/19				76.60	4,342.00
P20-00028	Hillyard/San Francisco	EN20-00740	EUSD. Cleaning Supplies 19/20	01/02/20			1,145.50-		5,487.50
P20-00023	Lincoln Aquatics	EN20-00744	2019-2020 Pool Maintenance Sup	01/02/20			269.68-		5,757.18
P20-00028	Hillyard	EX20-00789	EUSD. Cleaning Supplies 19/20	01/02/20				1,145.50	4,611.68
P20-00023	Lincoln Aquatics	EX20-00793	2019-2020 Pool Maintenance Sup	01/02/20				68.74	4,542.94
P20-00023	Lincoln Aquatics	EX20-00794	2019-2020 Pool Maintenance Sup	01/02/20				84.47	4,458.47
P20-00023	Lincoln Aquatics	EX20-00795	2019-2020 Pool Maintenance Sup	01/02/20				116.47	4,342.00
P20-00029	Grainger	EN20-00772	To Purchase Maintenance Supplie	01/16/20			272.53-		4,614.53
P20-00028	Hillyard/San Francisco	EN20-00773	EUSD. Cleaning Supplies 19/20	01/16/20			3,876.62-		8,491.15
P20-00023	Lincoln Aquatics	EN20-00777	2019-2020 Pool Maintenance Sup	01/16/20			210.14-		8,701.29
P20-00029	Grainger	EX20-00828	To Purchase Maintenance Supplie	01/16/20				272.53	8,428.76
P20-00028	Hillyard	EX20-00829	EUSD. Cleaning Supplies 19/20	01/16/20				837.76	7,591.00
P20-00028	Hillyard	EX20-00830	EUSD. Cleaning Supplies 19/20	01/16/20				2,512.64	5,078.36
P20-00028	Hillyard	EX20-00831	EUSD. Cleaning Supplies 19/20	01/16/20				526.22	4,552.14

Selection Filtered by User Permissions, (Org = 18, Online/Offline = N, Fiscal Year = 2020, Unposted JEs? = N, Ref#? = Y, Assets and Liabilities? = N, Restricted? = Y, Resource = 8150, Object Digits = 4, Page Break Lvl = )

ESCAPE ONLINE

**Detail for Dates 07/01/2019 through 06/30/2020** **Fiscal Year 2019/20**

Ref#	Pay To Name	Journal #	Description	Trans Date	Adopted Budget	Revised Budget	Encumbered	Expenditure	Account Balance
<b>Fund 010 - General (continued)</b>									
010-4300-8150-0000-8100-400-56- -560 Matts&Supp,OngoMaint,New (continued)									
P20-00023	Lincoln Aquatics	EX20-00835	2019-2020 Pool Maintenance Sup	01/16/20				70.70	4,481.44
P20-00023	Lincoln Aquatics	EX20-00836	2019-2020 Pool Maintenance Sup	01/16/20				66.77	4,414.67
P20-00023	Lincoln Aquatics	EX20-00837	2019-2020 Pool Maintenance Sup	01/16/20				72.67	4,342.00
	Clarke, Jody	EX20-00864	REIMBURSEMENT	01/22/20				31.95	4,310.05
P20-00028	Hillyard/San Francisco	EN20-00818	EUSD. Cleaning Supplies 19/20	01/27/20			1,826.97-		6,137.02
P20-00028	Hillyard	EX20-00881	EUSD. Cleaning Supplies 19/20	01/27/20				1,826.97	4,310.05
		BT20-00034	2nd interim mgr 56 O&M	01/31/20		2,807.00-			1,503.05
		IFC20-00016	Hillyard inv#603339013 fr O&M to	01/31/20				4,734.85-	6,237.90
P20-00023	Lincoln Aquatics	EN20-00836	2019-2020 Pool Maintenance Sup	02/03/20			760.81-		6,998.71
P20-00023	Lincoln Aquatics	EX20-00887	2019-2020 Pool Maintenance Sup	02/03/20				89.58	6,909.13
P20-00023	Lincoln Aquatics	EX20-00888	2019-2020 Pool Maintenance Sup	02/03/20				671.23	6,237.90
P20-00029	Grainger	EN20-00871	To Purchase Maintenance Supplie	02/13/20			64.65-		6,302.55
P20-00023	Lincoln Aquatics	EN20-00874	2019-2020 Pool Maintenance Sup	02/13/20			104.56-		6,407.11
P20-00029	Grainger	EX20-00938	To Purchase Maintenance Supplie	02/13/20				64.65	6,342.46
P20-00023	Lincoln Aquatics	EX20-00941	2019-2020 Pool Maintenance Sup	02/13/20				104.56	6,237.90
P20-00028	Hillyard/San Francisco	EN20-00896	EUSD. Cleaning Supplies 19/20	02/20/20			16,752.60-		22,990.50
P20-00028	Hillyard/San Francisco	EN20-00897	EUSD. Cleaning Supplies 19/20	02/20/20			16,752.60		6,237.90
P20-00029	Grainger	EN20-00915	To Purchase Maintenance Supplie	02/25/20			48.99-		6,286.89
P20-00023	Lincoln Aquatics	EN20-00918	2019-2020 Pool Maintenance Sup	02/25/20			71.88-		6,358.77
P20-00029	Grainger	EX20-00976	To Purchase Maintenance Supplie	02/25/20				48.99	6,309.78
P20-00023	Lincoln Aquatics	EX20-00979	2019-2020 Pool Maintenance Sup	02/25/20				71.88	6,237.90
P20-00028	Hillyard/San Francisco	EN20-00987	EUSD. Cleaning Supplies 19/20	03/10/20			1,549.34-		7,787.24
P20-00023	Lincoln Aquatics	EN20-00992	2019-2020 Pool Maintenance Sup	03/10/20			1,183.83-		8,971.07
P20-00028	Hillyard	EX20-01062	EUSD. Cleaning Supplies 19/20	03/10/20				1,136.40	7,834.67
P20-00028	Hillyard	EX20-01063	EUSD. Cleaning Supplies 19/20	03/10/20				412.94	7,421.73
P20-00023	Lincoln Aquatics	EX20-01069	2019-2020 Pool Maintenance Sup	03/10/20				128.35	7,293.38
P20-00023	Lincoln Aquatics	EX20-01070	2019-2020 Pool Maintenance Sup	03/10/20				117.84	7,175.54
P20-00023	Lincoln Aquatics	EX20-01071	2019-2020 Pool Maintenance Sup	03/10/20				833.14	6,342.40
P20-00023	Lincoln Aquatics	EX20-01072	2019-2020 Pool Maintenance Sup	03/10/20				104.50	6,237.90
P20-00028	Hillyard/San Francisco	EN20-01037	EUSD. Cleaning Supplies 19/20	03/24/20			1,741.59-		7,979.49
P20-00023	Lincoln Aquatics	EN20-01039	2019-2020 Pool Maintenance Sup	03/24/20			215.88-		8,195.37
P20-00028	Hillyard	EX20-01105	EUSD. Cleaning Supplies 19/20	03/24/20				1,741.59	6,453.78

Selection Filtered by User Permissions, (Org = 18, Online/Offline = N, Fiscal Year = 2020, Unposted JEs? = N, Ref#? = Y, Assets and Liabilities? = N, Restricted? = Y, Resource = 8150, Object Digits = 4, Page Break Lvl = )

ESCAPE ONLINE

**Detail for Dates 07/01/2019 through 06/30/2020** **Fiscal Year 2019/20**

Ref#	Pay To Name	Journal #	Description	Trans Date	Adopted Budget	Revised Budget	Encumbered	Expenditure	Account Balance
<b>Fund 010 - General (continued)</b>									
010-4300-8150-0000-8100-400-56- -560 Mats&Supp,OngoMaint,New (continued)									
P20-00023	Lincoln Aquatics	EX20-01108	2019-2020 Pool Maintenance Sup	03/24/20				101.27	6,352.51
P20-00023	Lincoln Aquatics	EX20-01109	2019-2020 Pool Maintenance Sup	03/24/20				114.61	6,237.90
P20-00029	Grainger	EN20-01062	To Purchase Maintenance Supplie	04/03/20			175.10-		6,413.00
P20-00028	Hillyard/San Francisco	EN20-01063	EUSD. Cleaning Supplies 19/20	04/03/20			1,548.07-		7,961.07
P20-00023	Lincoln Aquatics	EN20-01065	2019-2020 Pool Maintenance Sup	04/03/20			839.04-		8,800.11
P20-00029	Grainger	EX20-01144	To Purchase Maintenance Supplie	04/03/20				161.81	8,638.30
P20-00029	Grainger	EX20-01145	To Purchase Maintenance Supplie	04/03/20				13.29	8,625.01
P20-00028	Hillyard	EX20-01146	EUSD. Cleaning Supplies 19/20	04/03/20				1,548.07	7,076.94
P20-00023	Lincoln Aquatics	EX20-01148	2019-2020 Pool Maintenance Sup	04/03/20				839.04	6,237.90
P20-00023	Lincoln Aquatics	EN20-01075	2019-2020 Pool Maintenance Sup	04/08/20			118.65-		6,356.55
P20-00023	Lincoln Aquatics	EX20-01155	2019-2020 Pool Maintenance Sup	04/08/20				118.65	6,237.90
		BR20-00226	BT as per Jody req	04/20/20		810.00-			5,427.90
		BR20-00227	O&M Est Actuals	04/25/20		12,617.00-			7,189.10-
		BR20-00228	O&M Est Actuals	04/25/20		5,427.00			1,762.10-
P20-00023	Lincoln Aquatics	EN20-01130	2019-2020 Pool Maintenance Sup	04/25/20			4,000.00-		2,237.90
P20-00028	Hillyard/San Francisco	EN20-01131	EUSD. Cleaning Supplies 19/20	04/25/20			4,000.00-		6,237.90
			Account Total	06/30/20	70,000.00	64,160.00	17,981.79	39,940.31	
010-4400-8150-0000-8100-400-56- -560 NonCap Eq,OngoMaint,New K									
P20-00242	FASTSIGNS Oakland	EN20-00682	Signage for field	12/10/19			2,417.41		2,417.41-
		BT20-00034	2nd interim mgr 56 O&M	01/31/20		2,807.00			389.59
P20-00242	FASTSIGNS Oakland	EN20-00854	Signage for field	02/05/20			389.56		.03
P20-00242	FASTSIGNS Oakland	EN20-00870	Signage for field	02/13/20			1,403.49-		1,403.52
P20-00242	FASTSIGNS Oakland	EX20-00937	Signage for field	02/13/20				1,403.49	.03
P20-00242	FASTSIGNS Oakland	EN20-01034	Signage for field	03/24/20			1,403.48-		1,403.51
P20-00242	FASTSIGNS Oakland	EX20-01102	Signage for field	03/24/20				1,401.89	1.62
		BR20-00227	O&M Est Actuals	04/25/20		1.00-			.62
			Account Total	06/30/20	.00	2,806.00	.00	2,805.38	
010-5200-8150-0000-8100-400-56- -560 Travel&Cnf,OngoMaint,New									
		BA20-00001	Adopted Budget,OB20-01,Fund 01	07/01/19	1,200.00	1,200.00			1,200.00
P20-00075	Coalition for Adequate S	EN20-00120	Maintenance & Operations Confer	07/30/19			1,200.00		.00
		BR20-00016	1st interim O&M 10%	10/14/19		120.00-			120.00-
		BR20-00030	1st interim O&M	10/19/19		120.00			.00

Selection Filtered by User Permissions, (Org = 18, Online/Offline = N, Fiscal Year = 2020, Unposted JEs? = N, Ref#? = Y, Assets and Liabilities? = N, Restricted? = Y, Resource = 8150, Object Digits = 4, Page Break Lvl = )

ESCAPE ONLINE

**Detail for Dates 07/01/2019 through 06/30/2020** **Fiscal Year 2019/20**

Ref#	Pay To Name	Journal #	Description	Trans Date	Adopted Budget	Revised Budget	Encumbered	Expenditure	Account Balance
<b>Fund 010 - General (continued)</b>									
010-5200-8150-0000-8100-400-56- -560 Travel&Cnf,OngoMaint,New (continued)									
		BT20-00027	BT as per Jody req	01/15/20		275.00			275.00
P20-00243	School Services Of Calif	EN20-00760	Staff training workshop	01/16/20			275.00		.00
P20-00243	School Services Of Calif	EN20-01058	Staff training workshop	04/01/20			275.00-		275.00
P20-00243	School Services Of Calif	EX20-01140	Staff training workshop	04/01/20				275.00	.00
Account Total				06/30/20	1,200.00	1,475.00	1,200.00	275.00	
010-5410-8150-0000-8100-400-52- -560 Property Ins,OngoMaint,Ne									
		BA20-00001	Adopted Budget,OB20-01,Fund 01	07/01/19	52,285.00	52,285.00			52,285.00
P20-00088	ACSIG	EN20-00137	Property/Liability ins for 19-20	08/01/19			52,285.00		.00
		BR20-00014	1st interim Business 10%	10/14/19		5,229.00-			5,229.00-
		BR20-00030	1st interim O&M	10/19/19		5,229.00			.00
P20-00088	ACSIG	EN20-00646	Property/Liability ins for 19-20	12/09/19			4,037.00-		4,037.00
P20-00088	ACSIG	EN20-00687	Property/Liability ins for 19-20	12/17/19			24,124.24-		28,161.24
P20-00088	ACSIG	EX20-00718	Property/Liability ins for 19-20	12/17/19				24,124.24	4,037.00
		BR20-00171	2nd interim mgr 52 O&M	01/31/20		4,037.00-			.00
P20-00088	ACSIG	EN20-00949	Property/Liability ins for 19-20	03/06/20			24,123.76-		24,123.76
P20-00088	ACSIG	EX20-00998	Property/Liability ins for 19-20	03/06/20				24,123.76	.00
Account Total				06/30/20	52,285.00	48,248.00	.00	48,248.00	
010-5522-8150-0000-8100-400-56- -560 Util-Elect,OngoMaint,New									
		BA20-00001	Adopted Budget,OB20-01,Fund 01	07/01/19	220,500.00	220,500.00			220,500.00
P20-00022	Pacific Gas & Electric Cr	EN20-00019	2019-2020 Electric Service at ECC	07/01/19			203,000.00		17,500.00
P20-00022	Pacific Gas & Electric Cr	EN20-00179	2019-2020 Electric Service at ECC	08/07/19			17,861.17-		35,361.17
P20-00022	Pacific Gas & Electric Cr	EX20-00179	2019-2020 Electric Service at ECC	08/07/19				17,861.17	17,500.00
P20-00022	Pacific Gas & Electric Cr	EN20-00371	2019-2020 Electric Service at ECC	09/24/19			18,888.48-		36,388.48
P20-00022	Pacific Gas & Electric Cr	EX20-00339	2019-2020 Electric Service at ECC	09/24/19				18,888.48	17,500.00
P20-00022	Pacific Gas & Electric Cr	EN20-00424	2019-2020 Electric Service at ECC	10/08/19			10,128.18-		27,628.18
P20-00022	Pacific Gas & Electric Cr	EX20-00408	2019-2020 Electric Service at ECC	10/08/19				10,128.18	17,500.00
		BR20-00016	1st interim O&M 10%	10/14/19		22,050.00-			4,550.00-
		BR20-00030	1st interim O&M	10/19/19		4,550.00			.00
		BR20-00041	1st interim O&M	10/31/19		20,000.00			20,000.00
		GJ20-00024	Oct 8 PG&E gas pmt correction	10/31/19				10,128.18	9,871.82
		GJ20-00025	Oct 8 PG&E gas pmt correction	10/31/19				2,010.20	7,861.62
P20-00022	Pacific Gas & Electric Cr	EN20-00552	2019-2020 Electric Service at ECC	11/07/19			21,429.44-		29,291.06

Selection Filtered by User Permissions, (Org = 18, Online/Offline = N, Fiscal Year = 2020, Unposted JEs? = N, Ref#? = Y, Assets and Liabilities? = N, Restricted? = Y, Resource = 8150, Object Digits = 4, Page Break Lvl = )

ESCAPE ONLINE

**Detail for Dates 07/01/2019 through 06/30/2020** **Fiscal Year 2019/20**

Ref#	Pay To Name	Journal #	Description	Trans Date	Adopted Budget	Revised Budget	Encumbered	Expenditure	Account Balance
<b>Fund 010 - General (continued)</b>									
010-5522-8150-0000-8100-400-56- -560 Util-Elect,OngoMaint,New (continued)									
P20-00022	Pacific Gas & Electric Cr	EX20-00534	2019-2020 Electric Service at ECC	11/07/19				21,429.44	7,861.62
P20-00022	Pacific Gas & Electric Cr	EN20-00712	2019-2020 Electric Service at ECC	12/17/19			19,823.80-		27,685.42
P20-00022	Pacific Gas & Electric Cr	EN20-00719	2019-2020 Electric Service at ECC	12/17/19			7,661.00		20,024.42
P20-00022	Pacific Gas & Electric Cr	EN20-00720	2019-2020 Electric Service at ECC	12/17/19			200.00		19,824.42
P20-00022	Pacific Gas & Electric Cr	EX20-00748	2019-2020 Electric Service at ECC	12/17/19				19,823.80	.62
P20-00022	Pacific Gas & Electric Cr	EN20-00785	2019-2020 Electric Service at ECC	01/16/20			17,273.83-		17,274.45
P20-00022	Pacific Gas & Electric Cr	EX20-00848	2019-2020 Electric Service at ECC	01/16/20				17,273.83	.62
P20-00022	Pacific Gas & Electric Cr	EN20-00879	2019-2020 Electric Service at ECC	02/13/20			17,664.98-		17,665.60
P20-00022	Pacific Gas & Electric Cr	EX20-00946	2019-2020 Electric Service at ECC	02/13/20				17,664.98	.62
P20-00022	Pacific Gas & Electric Cr	EN20-00966	2019-2020 Electric Service at ECC	03/06/20			18,446.30-		18,446.92
P20-00022	Pacific Gas & Electric Cr	EX20-01036	2019-2020 Electric Service at ECC	03/06/20				18,446.30	.62
P20-00022	Pacific Gas & Electric Cr	EN20-01123	2019-2020 Electric Service at ECC	04/23/20			17,345.92-		17,346.54
P20-00022	Pacific Gas & Electric Cr	EX20-01216	2019-2020 Electric Service at ECC	04/23/20				17,345.92	.62
		BR20-00227	O&M Est Actuals	04/25/20		20,000.00-			19,999.38-
P20-00022	Pacific Gas & Electric Cr	EN20-01127	2019-2020 Electric Service at ECC	04/25/20			20,000.00-		.62
			Account Total	06/30/20	220,500.00	203,000.00	31,998.90	171,000.48	

010-5524-8150-0000-8100-400-56- -560 Util-Gas,OngoMaint,New K-									
		BA20-00001	Adopted Budget,OB20-01,Fund 01	07/01/19	74,927.00	74,927.00			74,927.00
P20-00021	Pacific Gas & Electric Cr	EN20-00018	2019-2020 Gas Service at ECCL	07/01/19			75,000.00		73.00-
P20-00021	Pacific Gas & Electric Cr	EN20-00178	2019-2020 Gas Service at ECCL	08/07/19			3,357.97-		3,284.97
P20-00021	Pacific Gas & Electric Cr	EX20-00178	2019-2020 Gas Service at ECCL	08/07/19				3,357.97	73.00-
P20-00021	Pacific Gas & Electric Cr	EN20-00370	2019-2020 Gas Service at ECCL	09/24/19			2,908.53-		2,835.53
P20-00021	Pacific Gas & Electric Cr	EX20-00338	2019-2020 Gas Service at ECCL	09/24/19				2,908.53	73.00-
P20-00021	Pacific Gas & Electric Cr	EN20-00423	2019-2020 Gas Service at ECCL	10/08/19			15,075.62-		15,002.62
P20-00021	Pacific Gas & Electric Cr	EX20-00407	2019-2020 Gas Service at ECCL	10/08/19				15,075.62	73.00-
		BR20-00016	1st interim O&M 10%	10/14/19		7,493.00-			7,566.00-
		BR20-00030	1st interim O&M	10/19/19		7,566.00			.00
		BR20-00045	1st interim O&M	10/31/19		5,000.00-			5,000.00-
		GJ20-00024	Oct 8 PG&E gas pmt correction	10/31/19				10,128.18-	5,128.18
		GJ20-00025	Oct 8 PG&E gas pmt correction	10/31/19				2,010.20-	7,138.38
P20-00021	Pacific Gas & Electric Cr	EN20-00551	2019-2020 Gas Service at ECCL	11/07/19			4,090.19-		11,228.57
P20-00021	Pacific Gas & Electric Cr	EX20-00533	2019-2020 Gas Service at ECCL	11/07/19				4,090.19	7,138.38

Selection Filtered by User Permissions, (Org = 18, Online/Offline = N, Fiscal Year = 2020, Unposted JEs? = N, Ref#? = Y, Assets and Liabilities? = N, Restricted? = Y, Resource = 8150, Object Digits = 4, Page Break Lvl = )

ESCAPE ONLINE



**Detail for Dates 07/01/2019 through 06/30/2020** **Fiscal Year 2019/20**

Ref#	Pay To Name	Journal #	Description	Trans Date	Adopted Budget	Revised Budget	Encumbered	Expenditure	Account Balance
<b>Fund 010 - General (continued)</b>									
010-5524-8150-0000-8100-400-56- -560 Util-Gas,OngoMaint,New K- (continued)									
P20-00021	Pacific Gas & Electric Co	EN20-00711	2019-2020 Gas Service at ECCL	12/17/19			5,146.93-		12,285.31
P20-00021	Pacific Gas & Electric Co	EN20-00718	2019-2020 Gas Service at ECCL	12/17/19			5,000.00-		17,285.31
P20-00021	Pacific Gas & Electric Co	EX20-00747	2019-2020 Gas Service at ECCL	12/17/19				5,146.93	12,138.38
P20-00021	Pacific Gas & Electric Co	EN20-00784	2019-2020 Gas Service at ECCL	01/16/20			6,945.05-		19,083.43
P20-00021	Pacific Gas & Electric Co	EX20-00847	2019-2020 Gas Service at ECCL	01/16/20				6,945.05	12,138.38
P20-00021	Pacific Gas & Electric Co	EN20-00878	2019-2020 Gas Service at ECCL	02/13/20			9,617.89-		21,756.27
P20-00021	Pacific Gas & Electric Co	EX20-00945	2019-2020 Gas Service at ECCL	02/13/20				9,617.89	12,138.38
P20-00021	Pacific Gas & Electric Co	EN20-00937	2019-2020 Gas Service at ECCL	02/27/20			12,138.38		.00
P20-00021	Pacific Gas & Electric Co	EN20-00965	2019-2020 Gas Service at ECCL	03/06/20			9,452.90-		9,452.90
P20-00021	Pacific Gas & Electric Co	EX20-01035	2019-2020 Gas Service at ECCL	03/06/20				9,452.90	.00
P20-00021	Pacific Gas & Electric Co	EN20-01122	2019-2020 Gas Service at ECCL	04/23/20			8,069.32-		8,069.32
P20-00021	Pacific Gas & Electric Co	EX20-01215	2019-2020 Gas Service at ECCL	04/23/20				8,069.32	.00
		BR20-00227	O&M Est Actuals	04/25/20		10,000.00-			10,000.00-
P20-00021	Pacific Gas & Electric Co	EN20-01128	2019-2020 Gas Service at ECCL	04/25/20			10,000.00-		.00
			Account Total	06/30/20		74,927.00	60,000.00	7,473.98	52,526.02

010-5555-8150-0000-8100-400-56- -560 Util-Water,OngoMaint,New									
		BA20-00001	Adopted Budget,OB20-01,Fund 01	07/01/19	43,397.00	43,397.00			43,397.00
P20-00020	EBMUD/Payment Cente	EN20-00017	2019-2020 Water Service for ECC	07/01/19			42,000.00		1,397.00
	EBMUD/Payment Cente	EX20-00035	ECCL WATER SERVICE	07/08/19				255.70	1,141.30
	EBMUD/Payment Cente	EX20-00036	ECCL WATER SERVICE	07/08/19				1,134.54	6.76
P20-00020	EBMUD/Payment Cente	EN20-00205	2019-2020 Water Service for ECC	08/14/19			6,713.89-		6,720.65
P20-00020	EBMUD/Payment Cente	EX20-00197	2019-2020 Water Service for ECC	08/14/19				3,222.96	3,497.69
P20-00020	EBMUD/Payment Cente	EX20-00198	2019-2020 Water Service for ECC	08/14/19				3,490.93	6.76
P20-00020	EBMUD/Payment Cente	EN20-00338	2019-2020 Water Service for ECC	09/16/19			1,467.05-		1,473.81
P20-00020	EBMUD/Payment Cente	EX20-00299	2019-2020 Water Service for ECC	09/16/19				1,197.22	276.59
P20-00020	EBMUD/Payment Cente	EX20-00300	2019-2020 Water Service for ECC	09/16/19				269.83	6.76
P20-00020	EBMUD/Payment Cente	EN20-00438	2019-2020 Water Service for ECC	10/10/19			5,206.38-		5,213.14
P20-00020	EBMUD/Payment Cente	EX20-00422	2019-2020 Water Service for ECC	10/10/19				3,966.44	1,246.70
P20-00020	EBMUD/Payment Cente	EX20-00423	2019-2020 Water Service for ECC	10/10/19				1,239.94	6.76
		BR20-00016	1st interim O&M 10%	10/14/19		4,340.00-			4,333.24-
		BR20-00030	1st interim O&M	10/19/19		4,333.00			.24-
P20-00020	EBMUD/Payment Cente	EN20-00592	2019-2020 Water Service for ECC	11/20/19			1,480.60-		1,480.36

Selection Filtered by User Permissions, (Org = 18, Online/Offline = N, Fiscal Year = 2020, Unposted JEs? = N, Ref#? = Y, Assets and Liabilities? = N, Restricted? = Y, Resource = 8150, Object Digits = 4, Page Break Lvl = )

ESCAPE ONLINE

**Detail for Dates 07/01/2019 through 06/30/2020** **Fiscal Year 2019/20**

Ref#	Pay To Name	Journal #	Description	Trans Date	Adopted Budget	Revised Budget	Encumbered	Expenditure	Account Balance
<b>Fund 010 - General (continued)</b>									
010-5555-8150-0000-8100-400-56- -560 Util-Water,OngoMaint,New (continued)									
P20-00020	EBMUD/Payment Cente	EX20-00588	2019-2020 Water Service for ECC	11/20/19				1,208.28	272.08
P20-00020	EBMUD/Payment Cente	EX20-00589	2019-2020 Water Service for ECC	11/20/19				272.32	.24-
P20-00020	EBMUD/Payment Cente	EN20-00737	2019-2020 Water Service for ECC	01/02/20			4,181.86-		4,181.62
P20-00020	EBMUD/Payment Cente	EX20-00784	2019-2020 Water Service for ECC	01/02/20				3,820.20	361.42
P20-00020	EBMUD/Payment Cente	EX20-00785	2019-2020 Water Service for ECC	01/02/20				361.66	.24-
P20-00020	EBMUD/Payment Cente	EN20-00770	2019-2020 Water Service for ECC	01/16/20			1,480.60-		1,480.36
P20-00020	EBMUD/Payment Cente	EX20-00824	2019-2020 Water Service for ECC	01/16/20				1,208.28	272.08
P20-00020	EBMUD/Payment Cente	EX20-00825	2019-2020 Water Service for ECC	01/16/20				272.32	.24-
P20-00020	EBMUD/Payment Cente	EN20-00957	2019-2020 Water Service for ECC	03/06/20			4,424.29-		4,424.05
P20-00020	EBMUD/Payment Cente	EX20-01011	2019-2020 Water Service for ECC	03/06/20				4,118.73	305.32
P20-00020	EBMUD/Payment Cente	EX20-01012	2019-2020 Water Service for ECC	03/06/20				305.56	.24-
P20-00020	EBMUD/Payment Cente	EN20-01025	2019-2020 Water Service for ECC	03/20/20			1,486.23-		1,485.99
P20-00020	EBMUD/Payment Cente	EX20-01094	2019-2020 Water Service for ECC	03/20/20				1,213.91	272.08
P20-00020	EBMUD/Payment Cente	EX20-01095	2019-2020 Water Service for ECC	03/20/20				272.32	.24-
P20-00020	EBMUD/Payment Cente	EN20-01116	2019-2020 Water Service for ECC	04/23/20			5,196.07-		5,195.83
P20-00020	EBMUD/Payment Cente	EX20-01206	2019-2020 Water Service for ECC	04/23/20				322.25	4,873.58
P20-00020	EBMUD/Payment Cente	EX20-01207	2019-2020 Water Service for ECC	04/23/20				4,873.82	.24-
		BR20-00227	O&M Est Actuals	04/25/20		10,000.00-			10,000.24-
P20-00020	EBMUD/Payment Cente	EN20-01129	2019-2020 Water Service for ECC	04/25/20			10,000.00-		.24-
			Account Total	06/30/20	43,397.00	33,390.00	363.03	33,027.21	

010-5630-8150-0000-8100-400-56- -560 Repairs,OngoMaint,New K-1									
		BA20-00001	Adopted Budget,OB20-01,Fund 01	07/01/19	10,000.00	10,000.00			10,000.00
P20-00160	LLOYD F. MCKINNEY A	EN20-00305	Building A projector service	09/10/19			450.00		9,550.00
P20-00160	LLOYD F. MCKINNEY A	EN20-00355	Building A projector service	09/19/19			450.00-		10,000.00
P20-00160	LLOYD F. MCKINNEY A	EX20-00316	Building A projector service	09/19/19				450.00	9,550.00
P20-00187	Lincoln Glass & Mirror	EN20-00391	Broken Glass Building A	09/25/19			3,310.00		6,240.00
		BR20-00016	1st interim O&M 10%	10/14/19		1,000.00-			5,240.00
		BR20-00030	1st interim O&M	10/19/19		5,240.00-			.00
		BR20-00041	1st interim O&M	10/31/19		6,240.00			6,240.00
P20-00187	Lincoln Glass & Mirror	EN20-00540	Broken Glass Building A	11/01/19			3,310.00-		9,550.00
P20-00187	Lincoln Glass & Mirror	EX20-00524	Broken Glass Building A	11/01/19				3,310.00	6,240.00
P20-00232	Morrow-Meadows Corpc	EN20-00643	Re program lighting control panels	12/05/19			2,185.00		4,055.00

Selection Filtered by User Permissions, (Org = 18, Online/Offline = N, Fiscal Year = 2020, Unposted JEs? = N, Ref#? = Y, Assets and Liabilities? = N, Restricted? = Y, Resource = 8150, Object Digits = 4, Page Break Lvl = )

ESCAPE ONLINE

**Detail for Dates 07/01/2019 through 06/30/2020** **Fiscal Year 2019/20**

Ref#	Pay To Name	Journal #	Description	Trans Date	Adopted Budget	Revised Budget	Encumbered	Expenditure	Account Balance	
<b>Fund 010 - General (continued)</b>										
010-5630-8150-0000-8100-400-56- -560 Repairs,OngoMaint,New K-1 (continued)										
	BankCard Center	EX20-00781	CREDIT CARD	01/02/20				690.53	3,364.47	
		BR20-00223	BT as per 02/24 meeting w/City	01/31/20		4,361.00			7,725.47	
		BT20-00032	BT as per Jody req	01/31/20		691.00-			7,034.47	
		BT20-00034	2nd interim mgr 56 O&M	01/31/20		16.00			7,050.47	
P20-00249	J & D Glass & Sash, Inc	EN20-00831	Replace broken window in D220	01/31/20			930.00		6,120.47	
P20-00254	Matrix HG Inc	EN20-00853	Replace broken toilet at field mens	02/04/20			1,759.00		4,361.47	
P20-00232	Morrow-Meadows Corpc	EN20-00876	Re program lighting control panels	02/13/20			1,150.00-		5,511.47	
P20-00232	Morrow-Meadows Corpc	EX20-00943	Re program lighting control panels	02/13/20				1,150.00	4,361.47	
P20-00249	J & D Glass & Sash, Inc	EN20-00988	Replace broken window in D220	03/10/20			930.00-		5,291.47	
P20-00249	J & D Glass & Sash, Inc	EX20-01064	Replace broken window in D220	03/10/20				930.00	4,361.47	
		BT20-00043	BT as per Jody req	03/26/20		1,704.00			6,065.47	
P20-00287	Matrix HG Inc	EN20-01060	Replace under sink water heaters	04/01/20			1,704.00		4,361.47	
P20-00254	Matrix HG Inc	EN20-01076	Replace broken toilet at field mens	04/08/20			1,759.00-		6,120.47	
P20-00232	Morrow-Meadows Corpc	EN20-01077	Re program lighting control panels	04/08/20			1,035.00-		7,155.47	
P20-00287	Matrix HG Inc	EN20-01087	Replace under sink water heaters	04/08/20			1,704.00-		8,859.47	
P20-00254	Matrix HG Inc	EX20-01156	Replace broken toilet at field mens	04/08/20				1,759.00	7,100.47	
P20-00232	Morrow-Meadows Corpc	EX20-01157	Re program lighting control panels	04/08/20				1,035.00	6,065.47	
P20-00287	Matrix HG Inc	EX20-01169	Replace under sink water heaters	04/08/20				1,703.53	4,361.94	
			Account Total	06/30/20		10,000.00		15,390.00	.00	11,028.06
010-5800-8150-0000-8100-400-52- -560 OthSvcOpEx,OngoMaint,New										
		BA20-00001	Adopted Budget,OB20-01,Fund 01	07/01/19	29,326.00	29,326.00			29,326.00	
P20-00085	City of Emeryville	EN20-00134	19-20 PBID	08/01/19			29,326.00		.00	
P20-00085	City of Emeryville	EN20-00466	19-20 PBID	10/10/19			569.74		569.74-	
		BR20-00014	1st interim Business 10%	10/14/19		2,933.00-			3,502.74-	
		BR20-00030	1st interim O&M	10/19/19		3,503.00			.26	
P20-00085	City of Emeryville	EN20-00860	19-20 PBID	02/10/20			14,947.87-		14,948.13	
P20-00085	City of Emeryville	EX20-00915	19-20 PBID	02/10/20				14,947.87	.26	
P20-00085	City of Emeryville	EN20-00869	19-20 PBID	02/13/20			14,947.87-		14,948.13	
			Account Total	06/30/20	29,326.00	29,896.00	.00	14,947.87		
010-5820-8150-0000-7190-500-52- -560 Audit Expe,OngoMaint,Dist										
		BA20-00001	Adopted Budget,OB20-01,Fund 01	07/01/19	5,111.00	5,111.00			5,111.00	
P20-00084	CWDL	EN20-00133	AUDITORS 19/20	08/01/19			5,111.10		.10-	

Selection Filtered by User Permissions, (Org = 18, Online/Offline = N, Fiscal Year = 2020, Unposted JEs? = N, Ref#? = Y, Assets and Liabilities? = N, Restricted? = Y, Resource = 8150, Object Digits = 4, Page Break Lvl = )

ESCAPE ONLINE

**Detail for Dates 07/01/2019 through 06/30/2020** **Fiscal Year 2019/20**

Ref#	Pay To Name	Journal #	Description	Trans Date	Adopted Budget	Revised Budget	Encumbered	Expenditure	Account Balance
<b>Fund 010 - General (continued)</b>									
010-5820-8150-0000-7190-500-52- -560 Audit Expe,OngoMaint,Dist (continued)									
		BR20-00014	1st interim Business 10%	10/14/19		511.00-			511.10-
		BR20-00030	1st interim O&M	10/19/19		511.00			.10-
			Account Total	06/30/20	5,111.00	5,111.00	5,111.10	.00	
010-5830-8150-0000-8100-400-56- -560 Contracted,OngoMaint,New									
		BA20-00001	Adopted Budget,OB20-01,Fund 01	07/01/19	191,269.00	191,269.00			191,269.00
P20-00024	Therma	EN20-00021	2019-2020 HVAC Maintenance	07/01/19			29,000.00		162,269.00
P20-00025	Knorr Systems, Inc.	EN20-00028	Pool maintenance 2019-20	07/01/19			14,000.00		148,269.00
P20-00026	Therma	EN20-00029	Control System MAintenance 2019	07/01/19			11,008.00		137,261.00
P20-00027	Pacific Site Managemen	EN20-00032	ECCL Landscaping 2019/2020	07/01/19			13,000.00		124,261.00
P20-00030	Rex Lock and Safe, Inc.	EN20-00035	To repair locks 2019/2020	07/01/19			5,462.50		118,798.50
P20-00031	Star Elevator, Inc.	EN20-00036	To service the Elevators ECCL 20	07/01/19			23,000.00		95,798.50
P20-00047	Fire Master N. Cal. Regi	EN20-00057	Service the fire extinguishers 2019	07/12/19			2,000.00		93,798.50
P20-00024	Therma	EN20-00058	2019-2020 HVAC Maintenance	07/12/19			15,000.00		78,798.50
P20-00054	Converjint Technologier	EN20-00059	Alarm Monitoring for ECCL 2019/2	07/15/19			24,000.00		54,798.50
P20-00048	Roto-Rooter	EN20-00060	Plumbing repairs 2019/2020	07/15/19			6,000.00		48,798.50
P20-00027	Pacific Site Managemen	EN20-00113	ECCL Landscaping 2019/2020	07/26/19			875.00-		49,673.50
P20-00027	Pacific Site Managemen	EX20-00111	ECCL Landscaping 2019/2020	07/26/19				875.00	48,798.50
P20-00076	Hillyard/San Francisco	EN20-00121	Gym floor 2019/2020	07/30/19			8,193.75		40,604.75
P20-00031	Star Elevator, Inc.	EN20-00182	To service the Elevators ECCL 20	08/07/19			720.36-		41,325.11
P20-00031	Star Elevator, Inc.	EX20-00182	To service the Elevators ECCL 20	08/07/19				240.12	41,084.99
P20-00031	Star Elevator, Inc.	EX20-00183	To service the Elevators ECCL 20	08/07/19				240.12	40,844.87
P20-00031	Star Elevator, Inc.	EX20-00184	To service the Elevators ECCL 20	08/07/19				240.12	40,604.75
P20-00146	ACOE	EN20-00187	2019-20 After Hours Support	08/09/19			18,000.00		22,604.75
P20-00120	Therma	EN20-00200	Therma extra Repair cost	08/14/19			8,000.00		14,604.75
P20-00025	Knorr Systems, Inc.	EN20-00209	Pool maintenance 2019-20	08/14/19			1,040.43-		15,645.18
P20-00025	Knorr Systems, Inc.	EX20-00203	Pool maintenance 2019-20	08/14/19				1,040.43	14,604.75
P20-00147	All City Management Sv	EN20-00233	crossing guard & campus safety ai	08/22/19			49,053.00		34,448.25-
P20-00054	Converjint Technologier	EN20-00270	Alarm Monitoring for ECCL 2019/2	09/06/19			6,970.50-		27,477.75-
P20-00047	Fire Master N. Cal. Regi	EN20-00273	Service the fire extinguishers 2019	09/06/19			1,172.50-		26,305.25-
P20-00030	Rex Lock and Safe, Inc.	EN20-00284	To repair locks 2019/2020	09/06/19			690.00-		25,615.25-
P20-00031	Star Elevator, Inc.	EN20-00288	To service the Elevators ECCL 20	09/06/19			392.00-		25,223.25-
P20-00054	Converjint Technologier	EX20-00238	Alarm Monitoring for ECCL 2019/2	09/06/19				575.00	25,798.25-

Selection Filtered by User Permissions, (Org = 18, Online/Offline = N, Fiscal Year = 2020, Unposted JEs? = N, Ref#? = Y, Assets and Liabilities? = N, Restricted? = Y, Resource = 8150, Object Digits = 4, Page Break Lvl = )

ESCAPE ONLINE

**Detail for Dates 07/01/2019 through 06/30/2020** **Fiscal Year 2019/20**

Ref#	Pay To Name	Journal #	Description	Trans Date	Adopted Budget	Revised Budget	Encumbered	Expenditure	Account Balance
<b>Fund 010 - General (continued)</b>									
010-5830-8150-0000-8100-400-56- -560 Contracted,OngoMaint,New (continued)									
P20-00054	Converjint Technolog	EX20-00239	Alarm Monitoring for ECCL 2019/2	09/06/19				6,395.50	32,193.75-
P20-00047	Fire Master N. Cal. Regi	EX20-00243	Service the fire extinguishers 2019	09/06/19				1,172.50	33,366.25-
P20-00030	Rex Lock and Safe, Inc.	EX20-00269	To repair locks 2019/2020	09/06/19				230.00	33,596.25-
P20-00030	Rex Lock and Safe, Inc.	EX20-00270	To repair locks 2019/2020	09/06/19				460.00	34,056.25-
P20-00031	Star Elevator, Inc.	EX20-00275	To service the Elevators ECCL 20	09/06/19				392.00	34,448.25-
P20-00150	SherpaDesk	EN20-00295	Helpdesk system for IT & MO	09/09/19			420.00		34,868.25-
P20-00147	All City Management Sv	EN20-00328	crossing guard & campus safety ai	09/16/19			177.54-		34,690.71-
P20-00054	Converjint Technolog	EN20-00335	Alarm Monitoring for ECCL 2019/2	09/16/19			816.00-		33,874.71-
P20-00147	All City Management Sv	EX20-00281	crossing guard & campus safety ai	09/16/19				177.54	34,052.25-
P20-00054	Converjint Technolog	EX20-00296	Alarm Monitoring for ECCL 2019/2	09/16/19				816.00	34,868.25-
P20-00147	All City Management Sv	EN20-00361	crossing guard & campus safety ai	09/24/19			1,477.23-		33,391.02-
P20-00030	Rex Lock and Safe, Inc.	EN20-00377	To repair locks 2019/2020	09/24/19			158.93-		33,232.09-
P20-00024	Therma	EN20-00384	2019-2020 HVAC Maintenance	09/24/19			7,834.06-		25,398.03-
P20-00026	Therma	EN20-00385	Control System MAintenance 2019	09/24/19			2,752.00-		22,646.03-
P20-00147	All City Management Sv	EX20-00325	crossing guard & campus safety ai	09/24/19				1,477.23	24,123.26-
P20-00030	Rex Lock and Safe, Inc.	EX20-00349	To repair locks 2019/2020	09/24/19				158.93	24,282.19-
P20-00024	Therma	EX20-00358	2019-2020 HVAC Maintenance	09/24/19				1,865.50	26,147.69-
P20-00024	Therma	EX20-00359	2019-2020 HVAC Maintenance	09/24/19				2,759.80	28,907.49-
P20-00024	Therma	EX20-00360	2019-2020 HVAC Maintenance	09/24/19				1,399.75	30,307.24-
P20-00024	Therma	EX20-00361	2019-2020 HVAC Maintenance	09/24/19				1,220.50	31,527.74-
P20-00024	Therma	EX20-00362	2019-2020 HVAC Maintenance	09/24/19				588.51	32,116.25-
P20-00026	Therma	EX20-00363	Control System MAintenance 2019	09/24/19				2,752.00	34,868.25-
P20-00147	All City Management Sv	EN20-00409	crossing guard & campus safety ai	10/07/19			2,370.81-		32,497.44-
P20-00147	All City Management Sv	EX20-00370	crossing guard & campus safety ai	10/07/19				2,370.81	34,868.25-
P20-00025	Knorr Systems, Inc.	EN20-00417	Pool maintenance 2019-20	10/08/19			4,605.04-		30,263.21-
P20-00025	Knorr Systems, Inc.	EX20-00381	Pool maintenance 2019-20	10/08/19				1,040.43	31,303.64-
P20-00025	Knorr Systems, Inc.	EX20-00382	Pool maintenance 2019-20	10/08/19				1,483.84	32,787.48-
P20-00025	Knorr Systems, Inc.	EX20-00383	Pool maintenance 2019-20	10/08/19				1,040.43	33,827.91-
P20-00025	Knorr Systems, Inc.	EX20-00384	Pool maintenance 2019-20	10/08/19				1,040.34	34,868.25-
P20-00147	All City Management Sv	EN20-00434	crossing guard & campus safety ai	10/10/19			7.80-		34,860.45-
P20-00054	Converjint Technolog	EN20-00437	Alarm Monitoring for ECCL 2019/2	10/10/19			524.00-		34,336.45-
P20-00027	Pacific Site Managemen	EN20-00456	ECCL Landscaping 2019/2020	10/10/19			875.00-		33,461.45-

Selection Filtered by User Permissions, (Org = 18, Online/Offline = N, Fiscal Year = 2020, Unposted JEs? = N, Ref#? = Y, Assets and Liabilities? = N, Restricted? = Y, Resource = 8150, Object Digits = 4, Page Break Lvl = )

ESCAPE ONLINE

**Detail for Dates 07/01/2019 through 06/30/2020** **Fiscal Year 2019/20**

Ref#	Pay To Name	Journal #	Description	Trans Date	Adopted Budget	Revised Budget	Encumbered	Expenditure	Account Balance
<b>Fund 010 - General (continued)</b>									
010-5830-8150-0000-8100-400-56- -560 Contracted,OngoMaint,New (continued)									
P20-00024	Therma	EN20-00464	2019-2020 HVAC Maintenance	10/10/19			1,254.69-		32,206.76-
P20-00026	Therma	EN20-00465	Control System MAaintenance 2019	10/10/19			5,847.02-		26,359.74-
P20-00147	All City Management Sv	EX20-00416	crossing guard & campus safety ai	10/10/19				7.80	26,367.54-
P20-00054	Convergent Technologie	EX20-00421	Alarm Monitoring for ECCL 2019/2	10/10/19				524.00	26,891.54-
P20-00027	Pacific Site Managemen	EX20-00444	ECCL Landscaping 2019/2020	10/10/19				875.00	27,766.54-
P20-00024	Therma	EX20-00454	2019-2020 HVAC Maintenance	10/10/19				1,254.69	29,021.23-
P20-00026	Therma	EX20-00455	Control System MAaintenance 2019	10/10/19				5,847.02	34,868.25-
		BR20-00016	1st interim O&M 10%	10/14/19		19,127.00-			53,995.25-
		BR20-00030	1st interim O&M	10/19/19		53,995.00			.25-
P20-00147	All City Management Sv	EN20-00501	crossing guard & campus safety ai	10/25/19			2,962.69-		2,962.44
P20-00024	Therma	EN20-00517	2019-2020 HVAC Maintenance	10/25/19			496.29-		3,458.73
P20-00147	All City Management Sv	EX20-00479	crossing guard & campus safety ai	10/25/19				237.49	3,221.24
P20-00147	All City Management Sv	EX20-00480	crossing guard & campus safety ai	10/25/19				2,725.20	496.04
P20-00024	Therma	EX20-00498	2019-2020 HVAC Maintenance	10/25/19				496.29	.25-
P20-00146	ACOE	EN20-00522	2019-20 After Hours Support	10/30/19			18,000.00-		17,999.75
P20-00146	ACOE	EN20-00525	2019-20 After Hours Support	10/31/19			18,000.00		.25-
P20-00146	ACOE	EN20-00526	2019-20 After Hours Support	10/31/19			18,000.00-		17,999.75
P20-00146	ACOE	EN20-00528	I20-ACOENet-02006; Service Mati	10/31/19			24,600.00		6,600.25-
P20-00031	Star Elevator, Inc.	EN20-00529	To service the Elevators ECCL 20	10/31/19			10,000.00-		3,399.75
P20-00025	Knorr Systems, Inc.	EN20-00538	Pool maintenance 2019-20	11/01/19			1,040.43-		4,440.18
P20-00025	Knorr Systems, Inc.	EX20-00522	Pool maintenance 2019-20	11/01/19				1,040.43	3,399.75
P20-00027	Pacific Site Managemen	EN20-00553	ECCL Landscaping 2019/2020	11/07/19			568.00-		3,967.75
P20-00030	Rex Lock and Safe, Inc.	EN20-00556	To repair locks 2019/2020	11/07/19			1,346.95-		5,314.70
P20-00048	Roto-Rooter	EN20-00557	Plumbing repairs 2019/2020	11/07/19			1,446.99-		6,761.69
P20-00031	Star Elevator, Inc.	EN20-00560	To service the Elevators ECCL 20	11/07/19			2,196.39-		8,958.08
P20-00027	Pacific Site Managemen	EX20-00535	ECCL Landscaping 2019/2020	11/07/19				393.00	8,565.08
P20-00027	Pacific Site Managemen	EX20-00536	ECCL Landscaping 2019/2020	11/07/19				175.00	8,390.08
P20-00030	Rex Lock and Safe, Inc.	EX20-00540	To repair locks 2019/2020	11/07/19				1,346.95	7,043.13
P20-00048	Roto-Rooter	EX20-00541	Plumbing repairs 2019/2020	11/07/19				520.00	6,523.13
P20-00048	Roto-Rooter	EX20-00542	Plumbing repairs 2019/2020	11/07/19				926.99	5,596.14
P20-00031	Star Elevator, Inc.	EX20-00545	To service the Elevators ECCL 20	11/07/19				251.89	5,344.25
P20-00031	Star Elevator, Inc.	EX20-00546	To service the Elevators ECCL 20	11/07/19				251.89	5,092.36

Selection Filtered by User Permissions, (Org = 18, Online/Offline = N, Fiscal Year = 2020, Unposted JEs? = N, Ref#? = Y, Assets and Liabilities? = N, Restricted? = Y, Resource = 8150, Object Digits = 4, Page Break Lvl = )

ESCAPE ONLINE

**Detail for Dates 07/01/2019 through 06/30/2020** **Fiscal Year 2019/20**

Ref#	Pay To Name	Journal #	Description	Trans Date	Adopted Budget	Revised Budget	Encumbered	Expenditure	Account Balance
<b>Fund 010 - General (continued)</b>									
010-5830-8150-0000-8100-400-56- -560 Contracted,OngoMaint,New (continued)									
P20-00031	Star Elevator, Inc.	EX20-00547	To service the Elevators ECCL 20	11/07/19				251.89	4,840.47
P20-00031	Star Elevator, Inc.	EX20-00548	To service the Elevators ECCL 20	11/07/19				240.12	4,600.35
P20-00031	Star Elevator, Inc.	EX20-00549	To service the Elevators ECCL 20	11/07/19				240.12	4,360.23
P20-00031	Star Elevator, Inc.	EX20-00550	To service the Elevators ECCL 20	11/07/19				240.12	4,120.11
P20-00031	Star Elevator, Inc.	EX20-00551	To service the Elevators ECCL 20	11/07/19				240.12	3,879.99
P20-00031	Star Elevator, Inc.	EX20-00552	To service the Elevators ECCL 20	11/07/19				240.12	3,639.87
P20-00031	Star Elevator, Inc.	EX20-00553	To service the Elevators ECCL 20	11/07/19				240.12	3,399.75
R20-00239	Dept of Industrial Relatic	EN20-00583	1070 41st St.	11/19/19			675.00		2,724.75
P20-00147	All City Management Sv	EN20-00586	crossing guard & campus safety ai	11/20/19			2,308.80-		5,033.55
P20-00027	Pacific Site Managemen	EN20-00606	ECCL Landscaping 2019/2020	11/20/19			2,625.00-		7,658.55
P20-00030	Rex Lock and Safe, Inc.	EN20-00608	To repair locks 2019/2020	11/20/19			262.50-		7,921.05
R20-00239	Dept of Industrial Relatic	EN20-00613	1070 41st St.	11/20/19			675.00-		8,596.05
P20-00147	All City Management Sv	EX20-00580	crossing guard & campus safety ai	11/20/19				2,308.80	6,287.25
P20-00027	Pacific Site Managemen	EX20-00616	ECCL Landscaping 2019/2020	11/20/19				875.00	5,412.25
P20-00027	Pacific Site Managemen	EX20-00617	ECCL Landscaping 2019/2020	11/20/19				875.00	4,537.25
P20-00027	Pacific Site Managemen	EX20-00618	ECCL Landscaping 2019/2020	11/20/19				875.00	3,662.25
P20-00030	Rex Lock and Safe, Inc.	EX20-00620	To repair locks 2019/2020	11/20/19				262.50	3,399.75
P20-00229	Facili-Serv, Ltd	EN20-00634	Bleacher Inspection	12/03/19			50.00		3,349.75
P20-00048	Roto-Rooter	EN20-00640	Plumbing repairs 2019/2020	12/04/19			746.25-		4,096.00
P20-00048	Roto-Rooter	EX20-00660	Plumbing repairs 2019/2020	12/04/19				746.25	3,349.75
P20-00147	All City Management Sv	EN20-00647	crossing guard & campus safety ai	12/10/19			2,725.20-		6,074.95
P20-00076	Hillyard/San Francisco	EN20-00654	Gym floor 2019/2020	12/10/19			5,906.56-		11,981.51
P20-00025	Knorr Systems, Inc.	EN20-00659	Pool maintenance 2019-20	12/10/19			1,040.43-		13,021.94
P20-00030	Rex Lock and Safe, Inc.	EN20-00665	To repair locks 2019/2020	12/10/19			302.86-		13,324.80
P20-00120	Therma	EN20-00674	Therma extra Repair cost	12/10/19			5,440.00-		18,764.80
P20-00229	Facili-Serv, Ltd	EN20-00677	Bleacher Inspection	12/10/19			50.00-		18,814.80
P20-00229	Facili-Serv, Ltd	EN20-00678	Bleacher Inspection	12/10/19			50.00		18,764.80
P20-00147	All City Management Sv	EX20-00663	crossing guard & campus safety ai	12/10/19				2,725.20	16,039.60
P20-00076	Hillyard	EX20-00671	Gym floor 2019/2020	12/10/19				5,906.56	10,133.04
P20-00025	Knorr Systems, Inc.	EX20-00676	Pool maintenance 2019-20	12/10/19				1,040.43	9,092.61
P20-00030	Rex Lock and Safe, Inc.	EX20-00687	To repair locks 2019/2020	12/10/19				302.86	8,789.75
P20-00120	Therma	EX20-00703	Therma extra Repair cost	12/10/19				440.00	8,349.75

Selection Filtered by User Permissions, (Org = 18, Online/Offline = N, Fiscal Year = 2020, Unposted JEs? = N, Ref#? = Y, Assets and Liabilities? = N, Restricted? = Y, Resource = 8150, Object Digits = 4, Page Break Lvl = )

ESCAPE ONLINE

**Detail for Dates 07/01/2019 through 06/30/2020** **Fiscal Year 2019/20**

Ref#	Pay To Name	Journal #	Description	Trans Date	Adopted Budget	Revised Budget	Encumbered	Expenditure	Account Balance
<b>Fund 010 - General (continued)</b>									
010-5830-8150-0000-8100-400-56- -560 Contracted,OngoMaint,New (continued)									
P20-00120	Therma	EX20-00704	Therma extra Repair cost	12/10/19				5,000.00	3,349.75
P20-00031	Star Elevator, Inc.	EN20-00684	To service the Elevators ECCL 20	12/16/19			755.67-		4,105.42
P20-00031	Star Elevator, Inc.	EX20-00713	To service the Elevators ECCL 20	12/16/19				251.89	3,853.53
P20-00031	Star Elevator, Inc.	EX20-00714	To service the Elevators ECCL 20	12/16/19				251.89	3,601.64
P20-00031	Star Elevator, Inc.	EX20-00715	To service the Elevators ECCL 20	12/16/19				251.89	3,349.75
P20-00147	All City Management Sv	EN20-00688	crossing guard & campus safety ai	12/17/19			2,452.68-		5,802.43
P20-00054	Convergent Technologies	EN20-00697	Alarm Monitoring for ECCL 2019/2	12/17/19			2,164.09-		7,966.52
P20-00048	Roto-Rooter	EN20-00714	Plumbing repairs 2019/2020	12/17/19			322.00-		8,288.52
P20-00147	All City Management Sv	EX20-00720	crossing guard & campus safety ai	12/17/19				2,452.68	5,835.84
P20-00054	Convergent Technologies	EX20-00730	Alarm Monitoring for ECCL 2019/2	12/17/19				580.00	5,255.84
P20-00054	Convergent Technologies	EX20-00731	Alarm Monitoring for ECCL 2019/2	12/17/19				912.61	4,343.23
P20-00054	Convergent Technologies	EX20-00732	Alarm Monitoring for ECCL 2019/2	12/17/19				671.48	3,671.75
P20-00048	Roto-Rooter	EX20-00751	Plumbing repairs 2019/2020	12/17/19				322.00	3,349.75
P20-00147	All City Management Sv	EN20-00733	crossing guard & campus safety ai	01/02/20			1,362.60-		4,712.35
P20-00229	Facili-Serv, Ltd	EN20-00738	Bleacher Inspection	01/02/20			50.00-		4,762.35
P20-00025	Knorr Systems, Inc.	EN20-00743	Pool maintenance 2019-20	01/02/20			1,040.43-		5,802.78
P20-00027	Pacific Site Managemen	EN20-00748	ECCL Landscaping 2019/2020	01/02/20			875.00-		6,677.78
P20-00147	All City Management Sv	EX20-00779	crossing guard & campus safety ai	01/02/20				1,362.60	5,315.18
P20-00229	Facili-Serv, Ltd	EX20-00787	Bleacher Inspection	01/02/20				50.00	5,265.18
P20-00025	Knorr Systems, Inc.	EX20-00792	Pool maintenance 2019-20	01/02/20				1,040.43	4,224.75
P20-00027	Pacific Site Managemen	EX20-00803	ECCL Landscaping 2019/2020	01/02/20				875.00	3,349.75
		BT20-00027	BT as per Jody req	01/15/20		275.00-			3,074.75
P20-00147	All City Management Sv	EN20-00761	crossing guard & campus safety ai	01/16/20			4,087.80-		7,162.55
P20-00054	Convergent Technologies	EN20-00768	Alarm Monitoring for ECCL 2019/2	01/16/20			564.00-		7,726.55
P20-00076	Hillyard/San Francisco	EN20-00774	Gym floor 2019/2020	01/16/20			2,287.19-		10,013.74
P20-00027	Pacific Site Managemen	EN20-00786	ECCL Landscaping 2019/2020	01/16/20			875.00-		10,888.74
P20-00031	Star Elevator, Inc.	EN20-00790	To service the Elevators ECCL 20	01/16/20			503.78-		11,392.52
P20-00120	Therma	EN20-00794	Therma extra Repair cost	01/16/20			1,485.00-		12,877.52
P20-00147	All City Management Sv	EX20-00813	crossing guard & campus safety ai	01/16/20				1,362.60	11,514.92
P20-00147	All City Management Sv	EX20-00814	crossing guard & campus safety ai	01/16/20				2,725.20	8,789.72
P20-00054	Convergent Technologies	EX20-00821	Alarm Monitoring for ECCL 2019/2	01/16/20				564.00	8,225.72
P20-00076	Hillyard	EX20-00832	Gym floor 2019/2020	01/16/20				2,287.19	5,938.53

Selection Filtered by User Permissions, (Org = 18, Online/Offline = N, Fiscal Year = 2020, Unposted JEs? = N, Ref#? = Y, Assets and Liabilities? = N, Restricted? = Y, Resource = 8150, Object Digits = 4, Page Break Lvl = )

ESCAPE ONLINE



**Detail for Dates 07/01/2019 through 06/30/2020** **Fiscal Year 2019/20**

Ref#	Pay To Name	Journal #	Description	Trans Date	Adopted Budget	Revised Budget	Encumbered	Expenditure	Account Balance
<b>Fund 010 - General (continued)</b>									
010-5830-8150-0000-8100-400-56- -560 Contracted,OngoMaint,New (continued)									
P20-00027	Pacific Site Managemen	EX20-00849	ECCL Landscaping 2019/2020	01/16/20				875.00	5,063.53
P20-00031	Star Elevator, Inc.	EX20-00854	To service the Elevators ECCL 20	01/16/20				251.89	4,811.64
P20-00031	Star Elevator, Inc.	EX20-00855	To service the Elevators ECCL 20	01/16/20				251.89	4,559.75
P20-00120	Therma	EX20-00860	Therma extra Repair cost	01/16/20				1,485.00	3,074.75
P20-00031	Star Elevator, Inc.	EN20-00810	To service the Elevators ECCL 20	01/22/20			251.89-		3,326.64
P20-00031	Star Elevator, Inc.	EX20-00875	To service the Elevators ECCL 20	01/22/20				251.89	3,074.75
		AR20-00101	Abatement	01/27/20				5,000.00-	8,074.75
		BR20-00223	BT as per 02/24 meeting w/City	01/31/20		2,000.00			10,074.75
		BT20-00032	BT as per Jody req	01/31/20		691.00			10,765.75
		BT20-00034	2nd interim mgr 56 O&M	01/31/20		16.00-			10,749.75
P20-00147	All City Management Sv	EN20-00834	crossing guard & campus safety ai	02/03/20			1,362.60-		12,112.35
P20-00024	Therma	EN20-00850	2019-2020 HVAC Maintenance	02/03/20			8,228.44-		20,340.79
P20-00147	All City Management Sv	EX20-00884	crossing guard & campus safety ai	02/03/20				1,362.60	18,978.19
P20-00024	Therma	EX20-00905	2019-2020 HVAC Maintenance	02/03/20				568.25	18,409.94
P20-00024	Therma	EX20-00906	2019-2020 HVAC Maintenance	02/03/20				2,140.88	16,269.06
P20-00024	Therma	EX20-00907	2019-2020 HVAC Maintenance	02/03/20				1,865.50	14,403.56
P20-00024	Therma	EX20-00908	2019-2020 HVAC Maintenance	02/03/20				2,188.25	12,215.31
P20-00024	Therma	EX20-00909	2019-2020 HVAC Maintenance	02/03/20				1,465.56	10,749.75
P20-00054	Convergint Technologies	EN20-00863	Alarm Monitoring for ECCL 2019/2	02/10/20			6,548.50-		17,298.25
P20-00054	Convergint Technologies	EX20-00918	Alarm Monitoring for ECCL 2019/2	02/10/20				6,548.50	10,749.75
P20-00025	Knorr Systems, Inc.	EN20-00873	Pool maintenance 2019-20	02/13/20			1,040.43-		11,790.18
P20-00030	Rex Lock and Safe, Inc.	EN20-00882	To repair locks 2019/2020	02/13/20			697.69-		12,487.87
P20-00031	Star Elevator, Inc.	EN20-00886	To service the Elevators ECCL 20	02/13/20			755.67-		13,243.54
P20-00024	Therma	EN20-00889	2019-2020 HVAC Maintenance	02/13/20			7,287.81-		20,531.35
P20-00025	Knorr Systems, Inc.	EX20-00940	Pool maintenance 2019-20	02/13/20				1,040.43	19,490.92
P20-00030	Rex Lock and Safe, Inc.	EX20-00951	To repair locks 2019/2020	02/13/20				697.69	18,793.23
P20-00031	Star Elevator, Inc.	EX20-00956	To service the Elevators ECCL 20	02/13/20				251.89	18,541.34
P20-00031	Star Elevator, Inc.	EX20-00957	To service the Elevators ECCL 20	02/13/20				251.89	18,289.45
P20-00031	Star Elevator, Inc.	EX20-00958	To service the Elevators ECCL 20	02/13/20				251.89	18,037.56
P20-00024	Therma	EX20-00962	2019-2020 HVAC Maintenance	02/13/20				548.00	17,489.56
P20-00024	Therma	EX20-00963	2019-2020 HVAC Maintenance	02/13/20				1,465.56	16,024.00
P20-00024	Therma	EX20-00964	2019-2020 HVAC Maintenance	02/13/20				2,188.25	13,835.75

Selection Filtered by User Permissions, (Org = 18, Online/Offline = N, Fiscal Year = 2020, Unposted JEs? = N, Ref#? = Y, Assets and Liabilities? = N, Restricted? = Y, Resource = 8150, Object Digits = 4, Page Break Lvl = )

ESCAPE ONLINE

**Detail for Dates 07/01/2019 through 06/30/2020** **Fiscal Year 2019/20**

Ref#	Pay To Name	Journal #	Description	Trans Date	Adopted Budget	Revised Budget	Encumbered	Expenditure	Account Balance
<b>Fund 010 - General (continued)</b>									
010-5830-8150-0000-8100-400-56- -560 Contracted,OngoMaint,New (continued)									
P20-00024	Therma	EX20-00965	2019-2020 HVAC Maintenance	02/13/20				1,220.50	12,615.25
P20-00024	Therma	EX20-00966	2019-2020 HVAC Maintenance	02/13/20				1,865.50	10,749.75
P20-00120	Therma	EN20-00894	Therma extra Repair cost	02/19/20			5,000.00		5,749.75
P20-00026	Therma	EN20-00904	Control System MAintenance 2019	02/25/20			2,097.50		3,652.25
P20-00026	Therma	EN20-00905	Control System MAintenance 2019	02/25/20			4,506.48-		8,158.73
P20-00026	Therma	EN20-00906	Control System MAintenance 2019	02/25/20			4,506.48		3,652.25
P20-00026	Therma	EN20-00907	Control System MAintenance 2019	02/25/20			4,506.48-		8,158.73
P20-00026	Therma	EN20-00909	Control System MAintenance 2019	02/25/20			6,158.73		2,000.00
P20-00147	All City Management Sv	EN20-00911	crossing guard & campus safety ai	02/25/20			2,452.68-		4,452.68
P20-00150	SherpaDesk	EN20-00927	Helpdesk system for IT & MO	02/25/20			420.00-		4,872.68
P20-00147	All City Management Sv	EX20-00969	crossing guard & campus safety ai	02/25/20				2,452.68	2,420.00
P20-00150	SherpaDesk	EX20-00990	Helpdesk system for IT & MO	02/25/20				420.00	2,000.00
P20-00026	Therma	EN20-00936	Control System MAintenance 2019	02/27/20			2,000.00		.00
P20-00147	All City Management Sv	EN20-00951	crossing guard & campus safety ai	03/06/20			2,689.23-		2,689.23
P20-00030	Rex Lock and Safe, Inc.	EN20-00970	To repair locks 2019/2020	03/06/20			361.45-		3,050.68
P20-00031	Star Elevator, Inc.	EN20-00977	To service the Elevators ECCL 20	03/06/20			755.67-		3,806.35
P20-00147	All City Management Sv	EX20-01001	crossing guard & campus safety ai	03/06/20				2,689.23	1,117.12
P20-00030	Rex Lock and Safe, Inc.	EX20-01042	To repair locks 2019/2020	03/06/20				361.45	755.67
P20-00031	Star Elevator, Inc.	EX20-01053	To service the Elevators ECCL 20	03/06/20				251.89	503.78
P20-00031	Star Elevator, Inc.	EX20-01054	To service the Elevators ECCL 20	03/06/20				251.89	251.89
P20-00031	Star Elevator, Inc.	EX20-01055	To service the Elevators ECCL 20	03/06/20				251.89	.00
P20-00025	Knorr Systems, Inc.	EN20-00989	Pool maintenance 2019-20	03/10/20			1,040.43-		1,040.43
P20-00027	Pacific Site Managemen	EN20-00994	ECCL Landscaping 2019/2020	03/10/20			1,750.00-		2,790.43
P20-00031	Star Elevator, Inc.	EN20-00995	To service the Elevators ECCL 20	03/10/20			2,520.67-		5,311.10
P20-00026	Therma	EN20-01001	Control System MAintenance 2019	03/10/20			2,752.00-		8,063.10
P20-00120	Therma	EN20-01002	Therma extra Repair cost	03/10/20			5,985.00-		14,048.10
P20-00025	Knorr Systems, Inc.	EX20-01065	Pool maintenance 2019-20	03/10/20				1,040.43	13,007.67
P20-00027	Pacific Site Managemen	EX20-01078	ECCL Landscaping 2019/2020	03/10/20				875.00	12,132.67
P20-00027	Pacific Site Managemen	EX20-01079	ECCL Landscaping 2019/2020	03/10/20				875.00	11,257.67
P20-00026	Therma	EX20-01088	Control System MAintenance 2019	03/10/20				2,752.00	8,505.67
P20-00120	Therma	EX20-01089	Therma extra Repair cost	03/10/20				5,985.00	2,520.67
P20-00147	All City Management Sv	EN20-01021	crossing guard & campus safety ai	03/20/20			1,362.60-		3,883.27

Selection Filtered by User Permissions, (Org = 18, Online/Offline = N, Fiscal Year = 2020, Unposted JEs? = N, Ref#? = Y, Assets and Liabilities? = N, Restricted? = Y, Resource = 8150, Object Digits = 4, Page Break Lvl = )

ESCAPE ONLINE

**Detail for Dates 07/01/2019 through 06/30/2020** **Fiscal Year 2019/20**

Ref#	Pay To Name	Journal #	Description	Trans Date	Adopted Budget	Revised Budget	Encumbered	Expenditure	Account Balance
<b>Fund 010 - General (continued)</b>									
010-5830-8150-0000-8100-400-56- -560 Contracted,OngoMaint,New (continued)									
P20-00147	All City Management Sv	EX20-01090	crossing guard & campus safety ai	03/20/20				1,362.60	2,520.67
		BT20-00043	BT as per Jody req	03/26/20		1,704.00-			816.67
P20-00025	Knorr Systems, Inc.	EN20-01064	Pool maintenance 2019-20	04/03/20			1,040.43-		1,857.10
P20-00048	Roto-Rooter	EN20-01066	Plumbing repairs 2019/2020	04/03/20			358.00-		2,215.10
P20-00025	Knorr Systems, Inc.	EX20-01147	Pool maintenance 2019-20	04/03/20				1,040.43	1,174.67
P20-00048	Roto-Rooter	EX20-01149	Plumbing repairs 2019/2020	04/03/20				358.00	816.67
P20-00297	Bay Cities Pyrotector, In	EN20-01096	Kitchen hood suppression system	04/15/20			545.00		271.67
		BR20-00226	BT as per Jody req	04/20/20		810.00			1,081.67
P20-00031	Star Elevator, Inc.	EN20-01107	To service the Elevators ECCL 20	04/23/20			3,006.59-		4,088.26
P20-00026	Therma	EN20-01111	Control System MAintenance 2019	04/23/20			2,752.00-		6,840.26
P20-00147	All City Management Sv	EN20-01114	crossing guard & campus safety ai	04/23/20			3,815.28-		10,655.54
P20-00031	Star Elevator, Inc.	EX20-01186	To service the Elevators ECCL 20	04/23/20				251.89	10,403.65
P20-00031	Star Elevator, Inc.	EX20-01187	To service the Elevators ECCL 20	04/23/20				251.89	10,151.76
P20-00031	Star Elevator, Inc.	EX20-01188	To service the Elevators ECCL 20	04/23/20				1,103.25	9,048.51
P20-00031	Star Elevator, Inc.	EX20-01189	To service the Elevators ECCL 20	04/23/20				251.89	8,796.62
P20-00031	Star Elevator, Inc.	EX20-01190	To service the Elevators ECCL 20	04/23/20				392.00	8,404.62
P20-00031	Star Elevator, Inc.	EX20-01191	To service the Elevators ECCL 20	04/23/20				251.89	8,152.73
P20-00031	Star Elevator, Inc.	EX20-01192	To service the Elevators ECCL 20	04/23/20				251.89	7,900.84
P20-00031	Star Elevator, Inc.	EX20-01193	To service the Elevators ECCL 20	04/23/20				251.89	7,648.95
P20-00026	Therma	EX20-01198	Control System MAintenance 2019	04/23/20				2,752.00	4,896.95
P20-00147	All City Management Sv	EX20-01202	crossing guard & campus safety ai	04/23/20				2,725.20	2,171.75
P20-00147	All City Management Sv	EX20-01203	crossing guard & campus safety ai	04/23/20				1,090.08	1,081.67
		BR20-00227	O&M Est Actuals	04/25/20		19,600.00-			18,518.33-
		BR20-00228	O&M Est Actuals	04/25/20		1,081.00			17,437.33-
P20-00147	All City Management Sv	EN20-01132	crossing guard & campus safety ai	04/25/20			17,437.46-		.13
<b>Account Total</b>				06/30/20	191,269.00	209,124.00	66,607.99	142,515.88	

010-5930-8150-0000-2700-400-55- -560 Util-Telep,OngoMaint,New

		BA20-00001	Adopted Budget,OB20-01,Fund 01	07/01/19	9,355.00	9,355.00			9,355.00
P20-00106	AT & T	EN20-00169	2018-2019 ECCL Network (O&M F	08/06/19			9,355.00		.00
P20-00106	AT & T	EN20-00235	2018-2019 ECCL Network (O&M F	08/23/19			771.83-		771.83
P20-00106	AT & T	EX20-00215	2018-2019 ECCL Network (O&M F	08/23/19				109.34	662.49
P20-00106	AT & T	EX20-00216	2018-2019 ECCL Network (O&M F	08/23/19				662.49	.00

Selection Filtered by User Permissions, (Org = 18, Online/Offline = N, Fiscal Year = 2020, Unposted JEs? = N, Ref#? = Y, Assets and Liabilities? = N, Restricted? = Y, Resource = 8150, Object Digits = 4, Page Break Lvl = )

ESCAPE ONLINE

**Detail for Dates 07/01/2019 through 06/30/2020** **Fiscal Year 2019/20**

Ref#	Pay To Name	Journal #	Description	Trans Date	Adopted Budget	Revised Budget	Encumbered	Expenditure	Account Balance
<b>Fund 010 - General (continued)</b>									
010-5930-8150-0000-2700-400-55- -560 Util-Telep,OngoMaint,New (continued)									
P20-00106	AT & T	EN20-00331	2018-2019 ECCL Network (O&M F	09/16/19			1,625.39-		1,625.39
P20-00106	AT & T	EX20-00291	2018-2019 ECCL Network (O&M F	09/16/19				229.88	1,395.51
P20-00106	AT & T	EX20-00292	2018-2019 ECCL Network (O&M F	09/16/19				1,395.51	.00
P20-00106	AT & T	EN20-00413	2018-2019 ECCL Network (O&M F	10/07/19			92.54-		92.54
P20-00106	AT & T	EX20-00374	2018-2019 ECCL Network (O&M F	10/07/19				81.82	10.72
P20-00106	AT & T	EX20-00375	2018-2019 ECCL Network (O&M F	10/07/19				10.72	.00
		BR20-00015	1st interim I.T. 10%	10/14/19		936.00-			936.00-
		BR20-00030	1st interim O&M	10/19/19		936.00			.00
P20-00106	AT & T	EN20-00587	2018-2019 ECCL Network (O&M F	11/20/19			873.03-		873.03
P20-00106	AT & T	EX20-00581	2018-2019 ECCL Network (O&M F	11/20/19				752.32	120.71
P20-00106	AT & T	EX20-00582	2018-2019 ECCL Network (O&M F	11/20/19				120.71	.00
P20-00106	AT & T	EN20-00691	2018-2019 ECCL Network (O&M F	12/17/19			1,746.32-		1,746.32
P20-00106	AT & T	EX20-00723	2018-2019 ECCL Network (O&M F	12/17/19				242.43	1,503.89
P20-00106	AT & T	EX20-00724	2018-2019 ECCL Network (O&M F	12/17/19				1,503.89	.00
P20-00106	AT & T	EN20-00762	2018-2019 ECCL Network (O&M F	01/16/20			.31-		.31
P20-00106	AT & T	EX20-00815	2018-2019 ECCL Network (O&M F	01/16/20				.31	.00
P20-00106	AT & T	EN20-00858	2018-2019 ECCL Network (O&M F	02/10/20			850.29-		850.29
P20-00106	AT & T	EX20-00912	2018-2019 ECCL Network (O&M F	02/10/20				117.79	732.50
P20-00106	AT & T	EX20-00913	2018-2019 ECCL Network (O&M F	02/10/20				732.50	.00
P20-00106	AT & T	EN20-00952	2018-2019 ECCL Network (O&M F	03/06/20			1,715.98-		1,715.98
P20-00106	AT & T	EX20-01002	2018-2019 ECCL Network (O&M F	03/06/20				1,477.90	238.08
P20-00106	AT & T	EX20-01003	2018-2019 ECCL Network (O&M F	03/06/20				238.08	.00
P20-00106	AT & T	EN20-01082	2018-2019 ECCL Network (O&M F	04/08/20			10.54-		10.54
P20-00106	AT & T	EX20-01162	2018-2019 ECCL Network (O&M F	04/08/20				8.03	2.51
P20-00106	AT & T	EX20-01163	2018-2019 ECCL Network (O&M F	04/08/20				2.51	.00
			Account Total	06/30/20	9,355.00	9,355.00	1,668.77	7,686.23	

010-5930-8150-0000-7200-400-55- -560 Util-Telep,OngoMaint,New									
		BA20-00001	Adopted Budget,OB20-01,Fund 01	07/01/19	4,009.00	4,009.00			4,009.00
P20-00106	AT & T	EN20-00169	2018-2019 ECCL Network (O&M F	08/06/19			4,009.00		.00
P20-00106	AT & T	EN20-00235	2018-2019 ECCL Network (O&M F	08/23/19			330.76-		330.76
P20-00106	AT & T	EX20-00215	2018-2019 ECCL Network (O&M F	08/23/19				46.85	283.91
P20-00106	AT & T	EX20-00216	2018-2019 ECCL Network (O&M F	08/23/19				283.91	.00

Selection Filtered by User Permissions, (Org = 18, Online/Offline = N, Fiscal Year = 2020, Unposted JEs? = N, Ref#? = Y, Assets and Liabilities? = N, Restricted? = Y, Resource = 8150, Object Digits = 4, Page Break Lvl = )

ESCAPE ONLINE

**Detail for Dates 07/01/2019 through 06/30/2020** **Fiscal Year 2019/20**

Ref#	Pay To Name	Journal #	Description	Trans Date	Adopted Budget	Revised Budget	Encumbered	Expenditure	Account Balance
<b>Fund 010 - General (continued)</b>									
010-5930-8150-0000-7200-400-55- -560 Util-Telep,OngoMaint,New (continued)									
P20-00106	AT & T	EN20-00331	2018-2019 ECCL Network (O&M F	09/16/19			696.55-		696.55
P20-00106	AT & T	EX20-00291	2018-2019 ECCL Network (O&M F	09/16/19				98.52	598.03
P20-00106	AT & T	EX20-00292	2018-2019 ECCL Network (O&M F	09/16/19				598.03	.00
P20-00106	AT & T	EN20-00413	2018-2019 ECCL Network (O&M F	10/07/19			39.67-		39.67
P20-00106	AT & T	EX20-00374	2018-2019 ECCL Network (O&M F	10/07/19				35.07	4.60
P20-00106	AT & T	EX20-00375	2018-2019 ECCL Network (O&M F	10/07/19				4.60	.00
		BR20-00015	1st interim I.T. 10%	10/14/19		401.00-			401.00-
		BR20-00030	1st interim O&M	10/19/19		401.00			.00
P20-00106	AT & T	EN20-00587	2018-2019 ECCL Network (O&M F	11/20/19			374.13-		374.13
P20-00106	AT & T	EX20-00581	2018-2019 ECCL Network (O&M F	11/20/19				322.40	51.73
P20-00106	AT & T	EX20-00582	2018-2019 ECCL Network (O&M F	11/20/19				51.73	.00
P20-00106	AT & T	EN20-00691	2018-2019 ECCL Network (O&M F	12/17/19			748.36-		748.36
P20-00106	AT & T	EX20-00723	2018-2019 ECCL Network (O&M F	12/17/19				103.89	644.47
P20-00106	AT & T	EX20-00724	2018-2019 ECCL Network (O&M F	12/17/19				644.47	.00
P20-00106	AT & T	EN20-00762	2018-2019 ECCL Network (O&M F	01/16/20			.13-		.13
P20-00106	AT & T	EX20-00815	2018-2019 ECCL Network (O&M F	01/16/20				.13	.00
P20-00106	AT & T	EN20-00858	2018-2019 ECCL Network (O&M F	02/10/20			364.38-		364.38
P20-00106	AT & T	EX20-00912	2018-2019 ECCL Network (O&M F	02/10/20				50.48	313.90
P20-00106	AT & T	EX20-00913	2018-2019 ECCL Network (O&M F	02/10/20				313.90	.00
P20-00106	AT & T	EN20-00952	2018-2019 ECCL Network (O&M F	03/06/20			735.37-		735.37
P20-00106	AT & T	EX20-01002	2018-2019 ECCL Network (O&M F	03/06/20				633.35	102.02
P20-00106	AT & T	EX20-01003	2018-2019 ECCL Network (O&M F	03/06/20				102.02	.00
P20-00106	AT & T	EN20-01082	2018-2019 ECCL Network (O&M F	04/08/20			4.51-		4.51
P20-00106	AT & T	EX20-01162	2018-2019 ECCL Network (O&M F	04/08/20				3.44	1.07
P20-00106	AT & T	EX20-01163	2018-2019 ECCL Network (O&M F	04/08/20				1.07	.00
Account Total 06/30/20					4,009.00	4,009.00	715.14	3,293.86	
<b>Total for Object 5930</b>					<b>13,364.00</b>	<b>13,364.00</b>	<b>2,383.91</b>	<b>10,980.09</b>	<b>.00</b>
<b>Total for Expense Accounts</b>					<b>1,329,239.00</b>	<b>1,269,978.00</b>	<b>230,201.62</b>	<b>1,014,219.81</b>	<b>25,556.57</b>

Ref#	Pay To Name	Journal #	Description	Trans Date	Adopted Budget	Revised Budget	Debit	Credit	Account Balance
010-9790-8150- - - - - Undes/Unap, OngoMaint									
		BR20-00014	1st interim Business 10%	10/14/19		8,673.00			.00

Selection Filtered by User Permissions, (Org = 18, Online/Offline = N, Fiscal Year = 2020, Unposted JEs? = N, Ref#? = Y, Assets and Liabilities? = N, Restricted? = Y, Resource = 8150, Object Digits = 4, Page Break Lvl = )

ESCAPE ONLINE

**Detail for Dates 07/01/2019 through 06/30/2020** **Fiscal Year 2019/20**

Ref#	Pay To Name	Journal #	Description	Trans Date	Adopted Budget	Revised Budget	Debit	Credit	Account Balance
<b>Fund 010 - General (continued)</b>									
010-9790-8150- - - - Undes/Unap, OngoMaint (continued)									
		BR20-00015	1st interim I.T. 10%	10/14/19		1,337.00			.00
		BR20-00016	1st interim O&M 10%	10/14/19		61,130.00			.00
		BR20-00030	1st interim O&M	10/19/19		78,362.00-			.00
		BR20-00031	1st interim O&M	10/19/19		11,717.00			.00
		BR20-00032	1st interim O&M	10/19/19		4,495.00-			.00
		BR20-00041	1st interim O&M	10/31/19		32,438.00-			.00
		BR20-00045	1st interim O&M	10/31/19		32,438.00			.00
		BR20-00171	2nd interim mgr 52 O&M	01/31/20		4,785.00			.00
		BR20-00176	2nd interim mgr 56 O&M	01/31/20		5,616.00			.00
		BR20-00177	2nd interim mgr 56 O&M	01/31/20		4,040.00-			.00
		BR20-00223	BT as per 02/24 meeting w/City	01/31/20		6,361.00-			.00
			Account Total	06/30/20		.00	.00	.00	.00
<b>Total for Ending Balance Accounts and Object 9790</b>						<b>.00</b>	<b>.00</b>	<b>.00</b>	<b>.00</b>

<b>Total for Org 018 and Fund General</b>		<u>Starting Balance</u>	<u>+ Revenues</u>	<u>- Encumbrances</u>	<u>- Expenditures</u>	<u>= Calculated Ending Balance</u>
<b>Budgeted</b>			<b>1,269,978.00</b>		<b>1,269,978.00</b>	
<b>Actuals</b>				<b>230,201.62</b>	<b>1,014,219.81</b>	<b>1,244,421.43-</b>