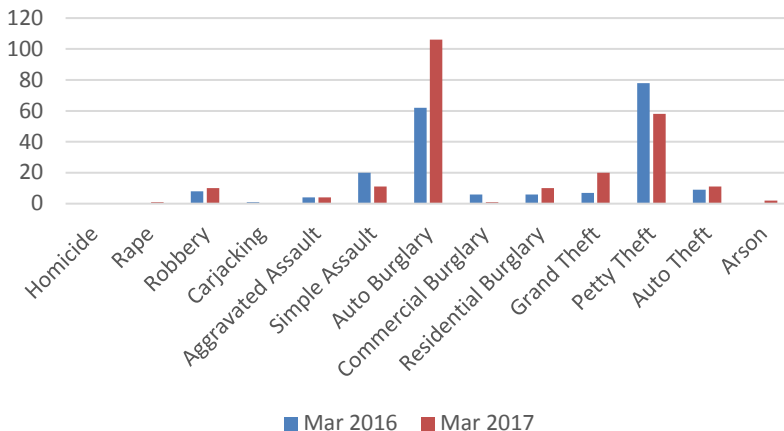




Emeryville Police Department Part 1 Crimes March 2017

	Feb 2017	Mar 2017	Above Below	% Chg	3 Year Avg Current Month	YTD 2016	YTD 2017	Above Below	% Chg
Violent Crimes:									
Homicide	0	0	0	N/C	0	0	0	0	N/C
Rape	0	1	1	N/C	0	0	1	1	N/C
Robbery	6	10	4	67%	5	20	22	2	10%
Car Jacking	0	0	0	N/C	1	1	1	0	0%
Aggravated Assault	3	4	1	33%	4	7	12	5	71%
Simple Assault	16	11	-5	-31%	9	50	40	-10	-20%
Total Violent Crimes	25	26	1	4%	20	78	76	-2	-3%
Property Crimes:									
Auto Burglary	105	106	1	1%	56	156	305	149	96%
Commercial Burglary	2	1	-1	-50%	5	18	7	-11	-61%
Residential Burglary	3	10	7	233%	6	19	14	-5	-26%
Grand Theft	9	20	11	122%	9	32	45	13	41%
Petty Theft	54	58	4	7%	70	244	191	-53	-22%
Auto Theft	14	11	-3	-21%	7	34	44	10	29%
Arson	0	2	2	N/C	0	0	2	2	N/C
Total Property Crimes	187	208	21	11%	153	503	608	105	21%
Grand Total	212	234	22	10%	172	581	684	103	18%
Other:									
*Mental Illness Detention	21	12	-9	-43%	20	62	60	-2	-3%
*Recovered Vehicles	10	6	-4	-40%	6	24	29	5	21%
*Suspicious Incidents	40	39	-1	-3%	65	184	111	-73	-40%
Total Other	71	57	-14	-20%	26	270	200	-70	-26%



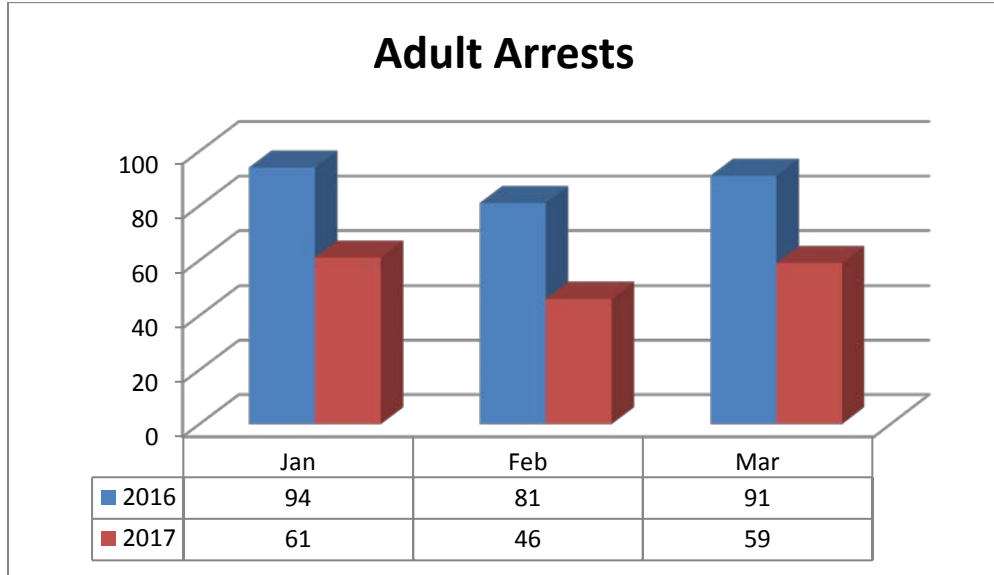
	Arrests	Cited	Booked
Adults	59	13	46
Juveniles	4	1	3

	Recidivism	Cited	Booked
Adults	2	2	2
Juveniles	0	0	0

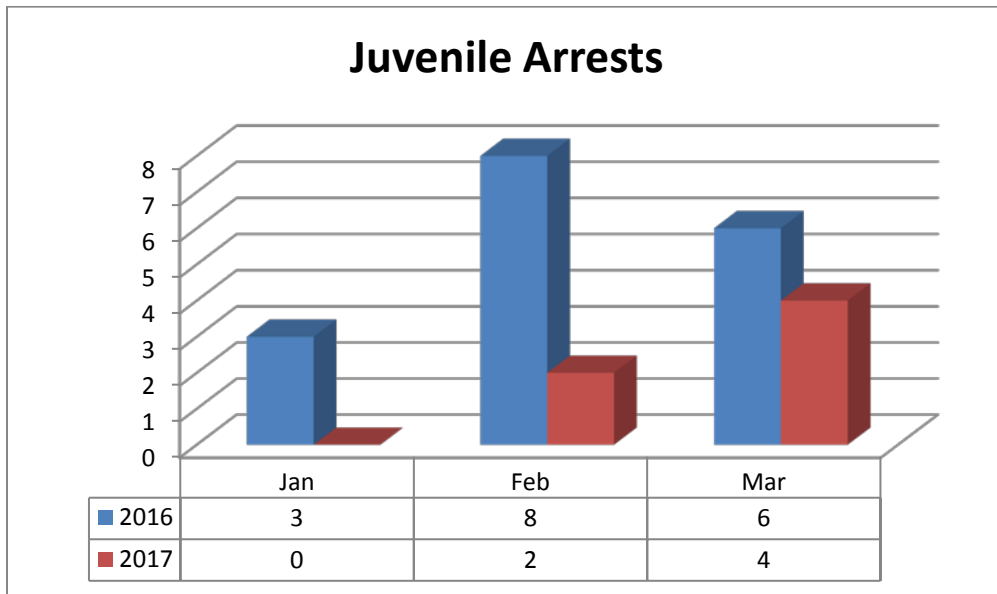
Total Repeat Offender Arrests: 2

*Categories not included in Part 1 Crimes, NC= Not Calculable, Small numbers lead to large percentages, Suspicious Incidents include persons and vehicles.

ADULT AND JUVENILE ARRESTS YTD 2016 AND 2017



2016 YTD Adult Arrests: 266 2017 YTD Adult Arrests: 166
-38 Decrease



2016 YTD Juvenile Arrests: 17 2017 YTD Juvenile Arrests: 5
-65% Decrease

Emeryville Police Department

Part 1 Crimes

Reporting District Matrix

March 2017

	District 1	District 2	District 3	District 4	District 5	District 6	District 7	District 8	District 9	District 10	District 11	Total
Homicide	0	0	0	0	0	0	0	0	0	0	0	0
Rape	0	0	0	0	1	0	0	0	0	0	0	1
Robbery	1	1	0	0	4	0	0	4	0	0	0	10
Car Jacking	0	0	0	0	0	0	0	0	0	0	0	0
Agg Assault	0	0	1	0	1	0	1	0	1	0	0	4
Simple Assault	1	0	1	2	2	0	1	0	4	0	0	11
Auto Burglary	6	8	13	8	25	8	7	12	13	6	0	106
Commercial Burg	0	0	1	0	0	0	0	0	0	0	0	1
Residential Burg	1	0	0	0	0	0	1	7	1	0	0	10
Grand Theft	1	1	0	0	12	1	0	3	2	0	0	20
Petty Theft	0	0	4	1	17	0	6	1	20	9	0	58
Auto Theft	0	1	1	2	1	1	1	2	2	0	0	11
Arson	0	0	0	0	1	0	1	0	0	0	0	0
Total	10	11	21	13	64	10	18	25	47	15	0	234

Rape: In District 5 at the Courtyard Marriot, 5555 Shellmound St., officers responded to investigate a report of sexual assault.

Robbery: In District 1 at 1269 Peabody Lane, a male victim was robbed of his T.V. Suspects: Two females and one male. In District 2 at 65th/Hollis St., a group of male juveniles robbed a female of her cell phone. In District 5 in front of PF Chang's, 5633 Bay St., an attempt strong arm robbery occurred. A group of female juveniles attacked another group of female juveniles, and attempted to take one of the victim's cell phone. At Victoria's Secret, 5672 Bay St., EPD arrested a female for grabbing items and attempting to bite the Loss Prevention Officer as she fled the area. In front of Trader Joe's, 5700 Christie Ave., a male suspect robbed a female of her purse. In front of the AMC Bay Street 16, 5614 Bay St., a male suspect punched another male and ripped the victim's gold chain from his neck. In District 9 at Pak N Save, 3889 San Pablo Ave., EPD arrested two female juveniles for robbery. The juveniles entered the store and concealed merchandise in a backpack. Security contacted the juveniles in an attempted to retrieve the store merchandise and was punched by juveniles. A second robbery occurred at this location. A shoplifter concealed merchandise and assaulted the security guard to avoid detention. The suspect fled the area with the loss. At Little Caesars, 1199 40th St., a robbery at gunpoint occurred. The male suspect fled the store with \$100 cash. At Toys R Us, 3938 Horton St., a male shoplifter walked out of the business without paying for merchandise. The suspect threatened to beat up an employee who followed the suspect. The suspect reached inside his coat and simulated a gun to the employee.

Aggravated Assault: In District 3 at Hyatt House, 5800 Shellmound St., EPD arrested a female for throwing a curling iron at her male friend's head causing injury. In District 5 at DB Shoes, 5777 Christie Ave., a female suspect sprayed the store manager in the face with mace because he asked the female to leave her bag at the counter, per store policy. In District 7 at the Oaks Card Club Room, 4097 San Pablo Ave., EPD arrested a male suspect for punching another male in the face causing serious injury. In District 9 at 1221 40th St., EPD arrested a male suspect for domestic violence, which resulted in the female sustaining injuries.

Commercial Burglary: In District 3 at the Public Market, 5959 Shellmound St., two male suspects entered the building and stole an ATM machine.

Residential Burglary: In District 1 at 11 City Limits Cr., POE: Front door – Via a realtor lock box (key). LOSS: Musical instruments, a bicycle, and an iBook. In District 7 at 5540 Doyle St., an attempt burglary occurred. A male and female suspect attempted to cut the realtor lock box, but were scared off by the resident's caretaker. In District 8 at 1001 46th St., POE: Garage. LOSS: Bicycle. 3900 Adeline St., POE: Garage – Bicycle cage. LOSS: Two bicycle tires. A second burglary occurred at this location, the loss was bicycle tires. EPD arrested one male suspect. A third burglary occurred at this location, the loss was a bicycle. At 3610 Peralta St., POE: Unlocked front door. LOSS: Backpack. EPD arrested a male suspect. At 1053 45th St., an unknown suspect pried open the rear window, but did not make entry. At 1032 45th St., POE: Window. LOSS: A laptop computer, a Playstation, and two shell necklaces. In District 9 at 1231 40th St., an unknown suspect attempted to pry open the front door.

Auto Theft: Various makes and models were stolen. Six vehicles were recovered, three of which were recovered intact, and three recovered with damages. Five vehicles remain outstanding.



Emeryville Police Department

Part II Crimes

March 2017

Part II Crimes	MAR 2016	MAR 2017	Above Below	% Change
Curfew and Loitering	0	0	0	N/C
Disorderly Conduct	1	3	2	200%
Driving Under the Influence	5	8	3	60%
Drug Violations	10	7	-3	-30%
Drunkenness	9	1	-8	-89%
Embezzlement	0	0	0	N/C
Forgery and Counterfeiting	7	2	-5	-71%
Fraud	3	2	-1	-33%
Gambling	0	0	0	N/C
Liquor Laws	0	0	0	N/C
Offenses Against Family & Children	1	0	-1	-100%
Other Assaults	0	0	0	N/C
Other Offenses - Felonies	13	7	-6	-46%
Other Offenses - Misdemeanors	33	30	-3	-9%
Prostitution & Commercialized Vice	0	0	0	N/C
Runaway	0	1	1	N/C
Sex Offenses	0	1	1	N/C
Stolen Property	1	0	-1	-100%
Suspicion	0	0	0	N/C
Vagrancy	0	0	0	N/C
Vandalism	10	6	-4	-40%
Weapons; Carrying, Possessing	3	2	-1	-33%
Total	96	70	-26	-27%

N/C = Not Calculable

Part II offenses are all crime classifications other than those defined as Part I.